Unified Patent Court
Einheitliches Patentgericht
Juridiction unifiée du brevet

Brussels - Local Division

UPC_CFI_806/2025
UPC_CFI_185/2026

Decision
of the Court of First Instance of the Unified Patent Court
Issued on 27 November 2026
Concerning EP 3 732 827

HEADNOTES

1. The UPC does not use the notion of the "*most promising*" starting point of the EPO's problem-solution approach. The question is whether the starting point is realistic.
2. The prosecution history cannot form the sole basis of the Court's assessment; it can only be used in relation to grounds that have already been assessed (as a cross-check).

KEYWORDS

- Objective problem
- Claim construction
- Novelty
- Inventive Step

CLAIMANT INFRINGEMENT ACTION (UPC_CFI_806/2025)
DEFENDANT COUNTERCLAIM FOR REVOCATION (UPC_CFI_185/2026)

BARCO NV	President Kennedypark 35, 8500 Kortrijk, Belgium, with company number 0473.191.041
Represented by:	Christian Dekoninck Wim Maas Laura Coucke (Winston Taylor N.V.)
Hereafter referred to as:	*"Claimant"* or "*BARCO*"

DEFENDANTS INFRINGEMENT ACTION (UPC_CFI_806/2025)
CLAIMANTS COUNTERCLAIM FOR REVOCATION (UPC_CFI_185/2026)

(1) YEALINK (XIAMEN) NETWORK TECHNOLOGY Co. Ltd.	No. 666 Hu'an Rd. Huli District Xiamen City, Fujian, PR China
(2) YEALINK (EUROPE) NETWORK TECHNOLOGY BV	Keizersgracht 62, 1015 CR Amsterdam, the Netherlands, registered in the KvK under number K66644755
Represented by:	Ruud van der Velden Stefan Dusault Django Wagenaer (and other Representatives before the UPC of Hogan Lovells Cadwalader International LLP, Strawinskylaan 4129, 1077 ZX Amsterdam, the Netherlands)
Co-Represented by	Dr. Martin Fähndrich Dr. Tobias Timmerscheidt

(and other Representatives before the UPC of Hogan Lovells Cadwalader International LLP, Dreischeibenhaus 1, 40211 Dusseldorf, Germany)

Hereafter referred to as: together as YEALINK
separately as YEALINK XIAMEN and YEALINK EUROPE

PATENT AT ISSUE

Number	Proprietor(s)
EP 3 732 827	BARCO NV

LANGUAGE OF THE PROCEEDINGS: English

SUBJECT MATTER: Infringement Action
Counterclaim for Revocation
Application to Amend the Patent

PANEL - LOCAL DIVISION

Presiding Judge – Judge-Rapporteur: Samuel Granata
Legally Qualified Judge: Petri Rinkinen
Legally Qualified Judge: Mélanie Bessaud
Technically Qualified Judge: Steven Richard Kitchen

DECIDING JUDGES: Decision issued by the panel

I. PROCEDURAL BACKGROUND

I.A. *UPC*

1. On 21 March 2025, the Court (UPC LD Brussels) issued a final order following BARCO's application for provisional measures (UPC_CFI_582/2024) against YEALINK. The Court held that the LD Brussels was competent to hear the application for provisional measures but dismissed the requests due to a lack of urgency.

2. BARCO appealed this order and YEALINK cross-appealed (UPC_CoA_317/2025) (see also under §6). On 28 November 2025, the Court of Appeal UPC confirmed the first instance order. As the application for provisional measures was dismissed by the Court of Appeal of the UPC, no assessment (as yet) was made of the infringement and/or validity issues.

3. On 29 August 2025, BARCO introduced its Statement of Claim (UPC_CFI_806/2025).

4. On 14 October 2025, the Court issued a procedural order (R. 9 RoP) setting out a procedural agenda and setting the service date for all Defendants as 17 October 2025.

5. On 17 November 2025, YEALINK submitted a Preliminary Objection (cf. R. 19 RoP), requesting the Court to hold that the LD Brussels had no territorial competence under Article 33(1)(a) UPCA to hear the introduced infringement action. The Court issued a procedural order on 23 November 2025, staying the Preliminary Objection proceedings until the Court of Appeal UPC had issued its decision in UPC_CoA_317/2025. BARCO requested that the Court of Appeal UPC overturn the aforementioned order and grant the provisional measures requested, along with some additional requests. As mentioned, YEALINK lodged a cross-appeal, arguing that the LD Brussels had incorrectly accepted territorial competence under Article 33(1)(a) UPCA.

6. On 28 November 2025, the Court of Appeal UPC rejected YEALINK's cross-appeal and confirmed the territorial competence of the LD Brussels. Subsequently, on 3 December 2025, YEALINK withdrew its preliminary objection in UPC_CFI_806/2025 and requested to close the proceedings regarding this objection which was granted by order dated 4 December 2025.

7. The chronology of the written pleadings is provided below:

Party	Date	Title	(*)
BARCO	29 August 2025	Statement of Claim (R. 13 RoP) *(UPC_CFI_806/2025)*	**#1**
YEALINK	16 January 2026	Statement of Defence (R. 23 RoP) CounterClaim for Revocation (R. 25 RoP) (*UPC_CFI_185/2026*)	**#2**
BARCO	19 March 2026	Defence to the CounterClaim for Revocation (R. 29 RoP) Reply to the Statement of Defence (R. 29 RoP) Conditional Application to Amend the Patent (R. 29 RoP)	**#3**
YEALINK	19 May 2026	Rejoinder to the Reply to the Statement of Defence (R. 29 RoP) Reply to the Defence to the CounterClaim (R. 29 RoP) Defence to Application to Amend Patent (R. 32 RoP)	**#4**
BARCO	19 June 2026	Rejoinder to the Reply to the Defence to the CounterClaim (R. 29 RoP) Reply to the Defence to the Application to Amend Patent (R. 32 RoP)	**#5**
YEALINK	20 July 2026	Rejoinder to the Reply to the Defence to the Application to Amend Patent (R. 32 RoP)	**#6**

*(*) Throughout this decision, the written submissions will be referred to by using **#1** through **#6**.*

8. By communication dated 22 January 2026, the Court informed the parties that upon request by YEALINK (R. 33.1 RoP Application) and as the requirements of R. 33.1 and 33.2 RoP (cf. Rule 33.3 RoP) were met, the President of the Court of First Instance UPC allocated a TQJ to the panel.

9. In accordance with Article 33(3)(a) UPCA, the Court decided in its R. 37 RoP Order dated 17 March 2026 to proceed with both the infringement action (UPC_CFI_806/2025) and the counterclaim for revocation (UPC_CFI_185/2026).

10. Subsequently, the parties were informed that an interim conference would be organised on 8 September 2026, followed by an oral hearing on 3 November 2026 (R. 28 RoP).

11. On 4 August 2026, BARCO submitted an "*Application for Leave to Amend the Patent pursuant to Rules 30.2 and 263 RoP*", in light of the outcome of the initial oral hearing of the EPO opposition proceedings, which was organized on 17 and 18 June 2026 (§17-20). Specifically, BARCO submitted a new auxiliary request to amend the patent claims (AR6) to be introduced in the UPC proceedings. On 17 August 2026, the Court issued its procedural order, dismissing BARCO's application which implied that AR6 was not permitted in these UPC proceedings. BARCO appealed this order on 1 September 2026 (UPC_COA_145/2026).

12. Following the interim conference of 8 September 2026, the Court issued a R. 105 RoP order in which (i.a.) it set the value of the case and provided guidelines regarding the procedural flow in view of the pending appeal (UPC_COA_145/2026) and, more specifically, its implications for the oral hearing scheduled for 3 November 2026. Given the possible outcome of the pending appeal, a backup date for the oral hearing was set for 21 January 2027.

13. On 16 October 2026, the Court of Appeal UPC (UPC_CoA_145/2026) issued a final order confirming the procedural order issued by the Court dated 17 August 2026.

14. Subsequently, on 19 October 2026, the Court issued a final R. 105 RoP Order (II) confirming the oral hearing of 3 November 2026.

15. On 28 October 2026 and as requested by the Court in its R. 105 RoP Order (I and II), parties informed the Court by joint communication of the agreement they reached regarding the recoverable costs.

16. The oral hearing was held on 3 November 2026. As parties preferred, at the beginning of the oral hearing the Court provided the parties with a non-binding preliminary opinion. Based on this non-binding preliminary opinion, the Court provided the parties with a list of questions and requested the parties to answer these questions during the oral hearing, whereby the Court also indicated that parties were free to add any other issues during their pleadings.

I.B. *EPO (Opposition Proceedings)*

17. On 10 February 2025, YEALINK XIAMEN filed a notice of opposition against the Patent with the EPO (accelerated proceedings). On 12 March 2025, YEALINK XIAMEN filed additional observations with the EPO. Three other parties have also filed oppositions against the Patent. On 1 July 2025, BARCO filed a response to the opposition alongside 267 auxiliary requests.

18. On 13 November 2025, the Opposition Division of the EPO (hereafter referred to as **"**OD**"**) provided its preliminary opinion according to which the Patent as granted lacks an inventive step based on (i) EP 3 099 009 A1 in combination with US 2008/0168118 A1 and (ii) EP 3 099 009 A1 (or equivalent documents US 2015/0121466 A1 and US 2015/0169477 A1) in combination with WO 2012/128972 A1 or US 2008/0071962 A1. Further, the OD deemed BARCO's auxiliary requests to be inadmissible in their present format. In addition, the OD also

did not see how any of the auxiliary requests – if filed again in an admissible way – should lead to maintenance of the Patent in an amended form. Parties were summoned to an oral hearing organized on 17 and 18 June 2026 and a final date was set for written submissions and amendments of 17 April 2026.

19. On the last day of the oral hearing (18 June 2026), the OD scheduled a further oral hearing for 5 November 2026, i.e. after the oral hearing in the present UPC proceedings on 3 November 2026. The minutes of this hearing were made available on 12 August 2026 and were then submitted to the Court. These minutes will be referred to in some detail below, if necessary. It is important to note that during this OD oral hearing, BARCO filed another auxiliary request AR PO-3D, which combines granted Claim 1 with granted claims 8 and 9. The amendments of AR PO-3 (also filed in the present UPC proceedings as AR3) (§56), on which the earlier requests AR PO-3B and AR PO-3C were based, were not maintained. This AR PO-3D was introduced as AR6 in the UPC proceedings, but was dismissed as mentioned in §11.

20. After the oral hearing at the UPC, the Court was informed by the parties that at the OD hearing of 5 November 2026 the OD maintained the Patent on the basis of AR PO-3G. Its Claim 1 is that of AR PO-3D, which corresponds to AR6 (granted Claim 1 with granted claims 8 and 9), but was not admitted in the UPC-proceedings (cf. §11). Compared with AR PO-3D, in AR PO-3G the dependent Claim corresponding to granted Claim 4 and the computer program product Claim corresponding to granted Claim 13 were deleted. The reasons for this decision had not been submitted at the time of deliberation, but it would appear that the OD confirmed its finding at the first oral proceedings that granted Claim 1 lacks an inventive step over D3 (i.e. US 2008/0168118 A1).

I.C. *US procedure between BARCO and YEALINK CHINA*

21. In their written submissions, parties refer to a patent lawsuit filed by BARCO against subsidiaries of YEALINK CHINA in the United States of America by complaint dated 14 November 2023 (Eastern District Court of Texas (Case No. 2:2023-cv-00521)). This lawsuit followed a warning letter from BARCO to US subsidiaries of YEALINK CHINA dated 17 May 2023. In that letter, BARCO stated that it had purchased the *MeetingBar A20* and *WPP30* and that it had conducted an infringement analysis. In its "*Disclosure of Asserted Claims and Infringement Contentions*" (served by BARCO on 11 March 2024), BARCO also alleged infringement by the *RoomCast*. BARCO states indeed in its Application for provisional measures that the US proceedings relate "*to the same products of YEALINK*". BARCO mentions that, as a result of above proceedings, YEALINK would have instructed its US distributors to cease the sale of WPP 30.

22. As mentioned, YEALINK also refers to the US proceedings but notes that none of the patents enforced by BARCO in the US proceedings concern family members of the patent in the present proceedings. Therefore, where the devices to be held infringing (more specifically in

their different Set-Ups infringing the method as claimed in the Patent (§49-50)) seem identical, the patents on which the US proceedings are based are different to these proceedings.

II. FACTUAL BACKGROUND

II.A. *Parties and their Devices*

II.A.1. *BARCO and its Devices*

23. BARCO is a global technology company founded in Belgium in 1934. With a focus on three core markets (Entertainment, Enterprise and Healthcare), the company develops and markets presentation tools, displays, monitors, video walls, projectors, LED screens and streaming devices. BARCO says it launched an "*award-winning meeting room system*" called *ClickShare* in 2012. BARCO alleges to have continued to improve the technology, resulting in the launch of a wireless conferencing system in 2020 and wireless video bars in 2024.

24. BARCO claims its *ClickShare-system* is a wireless meeting room system for easy video conferencing, collaboration and presentation. The system would allow presenters and participants to simultaneously connect to the meeting room's audiovisual equipment and, for example, share their presentations on a presentation screen in the meeting room.

25. The *ClickShare-system* requires a set-up consisting of devices or applications developed by BARCO. Visually, these devices can be represented as follows:

ClickShare Bar	**CX Product Range (CX-20, CX-30, CX-50, …)**	**ClickShare Button**
	 CX-20	

26. As will be provided hereafter mentioned devices need to be set up in a specific way (hereafter referred to as "*Set-Up*") to enable the user to make use of the BARCO wireless meeting room system.

II.A.2. *YEALINK (YEALINK CHINA and YEALINK EUROPE) and its Devices*

27. Founded in 2001, YEALINK CHINA claims to be a leading provider of communication and collaboration solutions, specialising in video conferencing, voice communication and collaboration.

28. Where BARCO considers YEALINK EUROPE to be the European branch of YEALINK CHINA, YEALINK claims that YEALINK EUROPE was only established to meet certain certification requirements in Europe.

29. In 2015, YEALINK launched its first meeting room system, thereby entering the wireless presentation tool market. In 2022, YEALINK launched an updated conference system.

30. BARCO alleges that YEALINK offers a "*highly similar Set Up of the ClickShare System*". In its overview of the YEALINK-Set-Ups, the following YEALINK-devices are presented by BARCO in the product-overview (hereafter the reference to "*Yealink*" when indicating the mentioned devices is omitted):

Meeting Bar Product(s) (A10, A20, A30, …)	**RoomCast**	**WPP 30**
 MeetingBar A20		

31. Although not mentioned by BARCO where they indicate YEALINK's factual product overview, the following devices are mentioned in the infringement section:

MeetingBoard	**Functional Device Yealink S40**	**Base Unit (Yealink MTouch & Yealink MCore Pro**
		 

32. As will be provided hereafter mentioned devices need to be set up in a specific way (hereafter referred to as "*Set-Up*") to enable the user to make use of the YEALINK wireless meeting room system.

II.B. *The Respective Conference Room Systems and its Set-Ups (as presented by BARCO)*

33. Before the user can effectively use the wireless meeting room system, specific steps need to be taken. Below an overview of the step-by-step actions is provided which need to be performed to set up the BARCO and YEALINK wireless meeting room systems.

(i) Pairing

BARCO	YEALINK
Pairing the ClickShare Button by plugging it into the ClickShare Bar.	Pairing the WPP30 by plugging it into the MeetingBar.

(ii) After Pairing

BARCO	**YEALINK**
a. The ClickShare Bar is connected to a screen in a meeting room;	a. The MeetingBar Product is connected to a screen in a meeting room;
b. The participants present in the meeting room bring their devices in the meeting room;	b. The participants present in the meeting room bring their devices in the meeting room;
c. The ClickShare Button is plugged into the device (e.g. a laptop) of one participant in the meeting room;	c. The WPP30 is plugged into the device (e.g. a laptop) of one participant in the meeting room;
d. The videoconferencing tool of choice (e.g. Teams, Zoom, Google Meet, etc.) is started on that participant's device;	d. The videoconferencing tool of choice (e.g. Teams, Zoom, Google Meet, etc.) is started on that participant's device;
e. By plugging in the ClickShare Button, the ClickShare Bar installed within the meeting room, will be exposed to the videoconferencing tool on the participant's device. The meeting participant needs to select the ClickShare Bar instead of the devices audio and camera, in order to use the Bar's video and audio features within the videoconferencing tool;	e. By plugging in Yealink WPP30, the Yealink MeetingBar Product installed within the meeting room, will be exposed in the videoconferencing tool on the participant's device. The meeting participant needs to select the Yealink MeetingBar Product in order to use the Yealink MeetingBar Product's video and audio features within the videoconferencing tool;
f. Once selected, the videoconference can be started and will be active on the laptop of the meeting participant, using the video and audio signals of the ClickShare Bar;	f. Once selected, the videoconference can be started and will be active on the laptop of the meeting participant, using the video and audio signals of the Yealink MeetingBar Product;
g. The participants in the meeting room will enjoy the video and audio quality of the ClickShare Bar. Moreover, remote participants (i.e. participants to the online videoconference not present in the meeting room) will have a full view on the meeting room (as shown via the camera of the ClickShare Bar) and not solely on the participant that has started the videoconference on their own device.	g. The participants in the meeting room will enjoy the video and audio quality of the MeetingBar Product. Moreover, remote participants (i.e. participants to the online videoconference not present in the meeting room) will have a full view on the meeting room (as shown via the MeetingBar Product) and not solely on the participant that has started the videoconferencing on their own device.

34. BARCO further indicates the difference between a Set-Up with internal and external base unit.

(i) Set-Up with internal base unit comprising a device which is an all-encompassing video bar, which results in the following combination of devices:

- for BARCO: Clickshare Button + ClickShare Bar (as all-encompassing video bar)
- for YEALINK: Yealink WPP30 + device of the MeetingBar product range (as all-encompassing video bar)

(ii) Set-Up with external base unit in which such an all-encompassing video bar is not present but instead use is made of a stand-alone video/audio device (possibly from third parties). In the Set-Up with external base unit the combination of devices seems necessary:

- for BARCO: Clickshare Button + product of the CX product range + stand-alone video/audio device
- for YEALINK: Yealink WPP30 + the Yealink RoomCast + a stand-alone video/audio device

35. The user flow when implementing the respective wireless conference meeting room system is visually represented by BARCO as follows (indicating the differentiation between a Set-Up with Internal Base Unit and with External Base Unit):

Set-Up with INTERNAL BASE UNIT	
YEALINK	**BARCO**
 **Yealink Meeting Bar (A20) + WPP 30**	 **ClickShare Bar + ClickShare Button**
 **Yealink Meeting Bar A10 + WPP 30**	
 **Yealink MeetingBar A40 + WPP 30**	
 **Yealink MeetingBoard 65 + WPP 30**	

<table>
<tr><th colspan="2">Set-Up with EXTERNAL BASE UNIT</th></tr>
<tr><th>YEALINK</th><th>BARCO</th></tr>
<tr><td> (video/audio) +  +
stand-alone video/audio + Yealink RoomCast +WPP 30</td><td> (video/audio) +  +
stand-alone video/audio + ClickShare Button + CX-Range (20)</td></tr>
<tr><td> +  + 
S40 + Yealink RoomCast +WPP 30</td><td></td></tr>
<tr><td>  +  +
 +
S40 + MTouch&MCore Pro + Yealink WPP 30</td><td></td></tr>
</table>

36. YEALINK approaches the above-mentioned Set-Ups differently and draws the following distinction regarding its own devices:
    - Set-Ups with internal base units (MeetingBar and MeetingBoard)
    - Set-Ups with external base units (RoomCast)
    - Set-Ups with MVC-series (S40 used with MCore Pro and MTouch E2)

II.C. *Advertisement and offering of the Devices by YEALINK*

37. On 29 August 2024, BARCO purchased the Yealink-devices (cf. Official report of bailiff of 29 August 2024) and had an infringement analysis performed of these devices based on the patent.

38. BARCO (with the help of a third-party end-customer in Belgium) purchased these devices on 29 August 2024 through the Bechtle-website (www.bechtle.com/nl). The devices were subsequently supplied to this Belgian end-customer. BARCO indicates that the Bechtle-website has a Dutch language option and allows delivery in i.a. Belgium.

39. BARCO indicates that the devices are also offered to (Belgian) end-customers through the following websites:
    - online-shop of M/Medientechnik (http://m-medientechnik24.de with the possibility of delivery in 30 countries (i.a. Belgium)
    - www.presentatiestore.nl providing delivery options throughout Europe (i.a. Belgium)
    - www.amazon.com with delivery option i.a. in Belgium

- www.shop.avc.dk Ricoh AVC (the Court notes that the evidence is in Danish and was not translated by BARCO).

40. In addition to the foregoing, BARCO also refers to the product labels provided on the ordered devices where YEALINK CHINA is mentioned as the product manufacturer. Further, YEALINK CHINA is mentioned in the declaration of conformity regarding the CE marking (together with YEALINK EUROPE):

MeetingBar A20	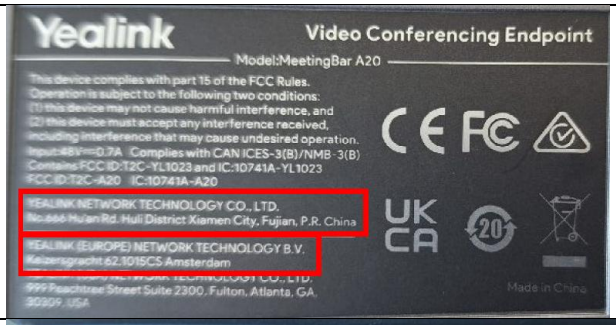
RoomCast	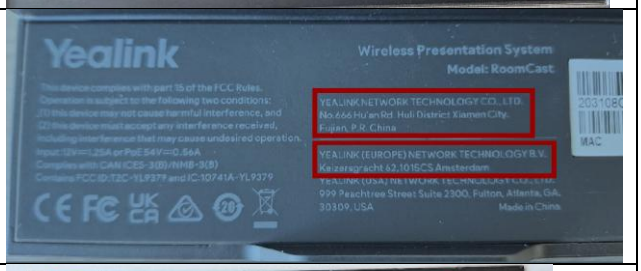
WPP 30	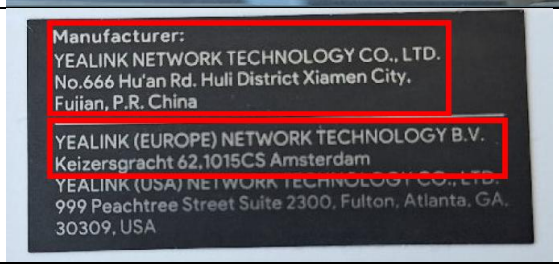

41. Finally, BARCO argues that through its website www.yealink.com, YEALINK CHINA actively promotes the devices, referring potential customers to their sales contacts in the relevant region or asking to contact them directly. The contact flow is the following:

(i) Fill-out contact page on the YEALINK.com website (www.yealink.com/en/contact):

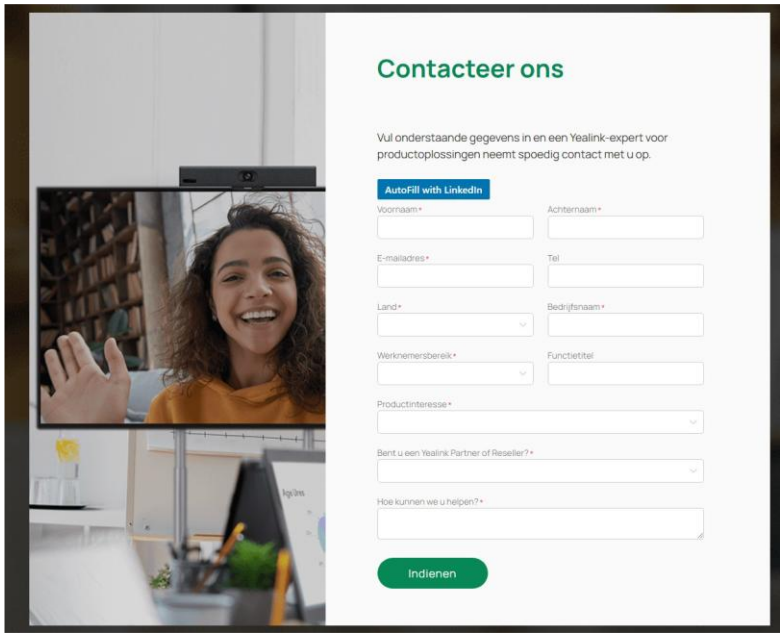

(ii) Contact made by the YEALINK marketing team offering assistance:

From: Yealink Marketing Team <marketing@yealink.com>
Sent: Tuesday, October 1, 2024 12:06 AM
To: google <google@yealink.com>; Yealink Benelux <Benelux@yealink.com>
Subject: [2024-09-30]，[contact sales]，Feedback，Yealink

PageTitle : contact sales
URL : https://www.yealink.com/en/contact
SubmitTime : 2024-10-01 00:05:45
Category :
First Name :
Last Name :
E-mail Address : _____
Tel :
Country/Region : Belgium
State :

Company Name :
Employee Range : 2-10
Job Title :
Product Interest (multiple options) : Other Conference Room Solutions,Teams Rooms System,Zoom Rooms System
Are you a Yealink Partner or Reseller? : No
How can we help you？ : Hello, I am interested in buying conferencing room solutions in Belgium. Where can I buy this? Kind regards,
Do you have a prefered hardware reseller/distributor? : No
Enter the Name of Your Preferred Reseller/Distributor :

Van: Shaun.Yang <Shaun.Yang@yealink.com>
Verzonden: woensdag 9 oktober 2024 10:28
Aan:
CC: Kevin.Wang <Kevin.Wang@yealink.com>; Emma Zhang <Emma.Zhang@yealink.com>; Stephanie Shi <Stephanie@yealink.com>
Onderwerp: FW: [2024-09-30]. [contact sales]. Feedback. Yealink

Thank you for reaching out to Yealink! I am Shaun, the Yealink Benelux account manager.

We appreciate your interest in our products.

To assist you with your purchase, may I kindly check if you have a preferred reseller at the moment? If not, we would be happy to recommend a trusted one.

Additionally, to provide the best solution for your needs, could you please share some details about your meeting rooms, such as how many you need to set up, their size, or any specific requirements?

Looking forward to your reply.

Best regards,

Yealink

Shaun.Yang | Account Manager |Tel:+86-0592-5702000 | Ext:8324
Email :shaun.yang@yealink.com
Website: www.yealink.com

This last mail is forwarded from marketing@yealink.com to benelux@marketing.com. BARCO further points out that the person answering for YEALINK is the "*YEALINK Benelux account manager*".

42. BARCO states that YEALINK EUROPE's involvement in the commercialisation is also confirmed by the contact information mentioned in the manuals of the MeetingBar A20, WPP30, and the RoomCast provided in the boxes of the test purchases. In these manuals, YEALINK EUROPE is identified as the *European point of contact*, indicating that YEALINK EUROPE is responsible for the commercialisation within the European Union of these YEALINK devices.

III. THE PATENT

43. The use of square brackets [….] refers to paragraphs in the Patent or as the case maybe to paragraphs in prior art patent.

III.A. *Timetable*

44. The following dates (represented as a timetable) constitute the procedural history of the granting of the Patent and the subsequent opposition proceedings at the EPO:

Date	Action
21 December 2018	Filing of the patent application claiming priority from US Patent application 15/858,668 (filed on 29 December 2017)
6 May 2024	Formal communication by the EPO of its intention to grant a European Patent
12 June 2024	Date of publication and mention of the grant of the patent (Bulletin 2024/24)
2 July 2024	Request for unitary effect
23 August 2024	Unitary effect registered
10 February 2025	Notice of opposition filed with the EPO
12 March 2025	Additional Observations
13 November 2025	Preliminary Opinion OD
17-18 June 2026	Oral hearing Opposition Proceedings and introduction of new auxiliary requests
12 August 2026	Minutes of the oral hearing before the OD
5 November 2026	Oral hearing Opposition Proceedings (by video-conferencing)

III.B. *The (relevant) claims of the patent*

45. The asserted Claims:

CLAIM 1	A method for making one or more functional devices (90) in a meeting room available to a processing device (160) of a meeting participant, the one or more functional devices (90) being connected to a base unit (100) of a wireless communications network (127), the one or more functional devices (90) having one or more fixed or configurable Universal Serial Bus USB endpoints, an endpoint comprising a data source or a data sink, the processing device (160) having a memory, a display and an operating system (164), the base unit (100) comprising at least a transmitter and a digital processing engine, and wherein a first peripheral device (130) has a receiver, the method comprising: coupling the first peripheral device (130) to the processing device (160) via a serial connection and the first peripheral device (130) communicating with the processing device (160) via a generic communications protocol over the serial connection; exposing and making available the one or more functional devices (90) by the base unit (100) to the first peripheral device (130) by exposing at least one of the one or more fixed or configurable endpoints of the one or more functional devices (90), by configuring one or more endpoints with descriptor fields, on the first peripheral device (130) to provide the functionality of the at least one of the one or more fixed or configurable endpoints of the one or more functional devices (90) to the processing device (160); transmitting data from the one or more functional devices (90) to the base unit (100), transmitting the data from the base unit (100) to the first peripheral device (130) over the wireless communications network (127), and transmitting the data from the first peripheral device (130) to the processing device (160) via the one or more exposed fixed or configurable endpoints using the generic communications protocol for communication between the processing device (160) and the first peripheral device (130).

CLAIM 6	The method according to any one of claims 1 to 5, further comprising presenting the at least one fixed or configurable endpoint of the one or more functional devices exposed on the first peripheral device as one of a human interface device, a mass storage device, a composite device, a microphone, a speakerphone, a speaker, a display, a touchscreen, a projector, a camera, a video camera, or a webcamera.

CLAIM 11	The method according to any of the claims 1 to 10, wherein the generic communications protocol comprises a Universal Serial Bus, USB, protocol.

CLAIM 12	A system comprising a network adapted to carry out the method steps of any of the claims 1 to 11.

CLAIM 13	A computer program product comprising instructions for carrying out the method of any one of claims 1 to 11 when the instructions are executed by a processing system.

46. Claim 4 was introduced in the conditional AR4 (§57) and was further asserted by BARCO in the infringement action:

CLAIM 4	The method according to any one of claims 1 to 3, wherein two endpoints of one or more functional devices are combined and exposed on the first peripheral device as one endpoint to the processing device.

IV. THE ALLEGED INFRINGEMENT

IV.A. *Diagrams "in order to visualise the different devices at play"*

47. Although not a disclosed figure in the Patent, BARCO provides the following diagram, which it claims illustrates the "*dynamic between the different devices*" as numerically identified in the above-mentioned relevant claims:

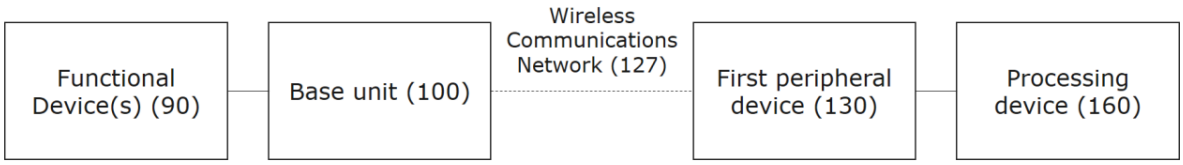

48. The following figure (17) can be a further aid in visualising the Patent:

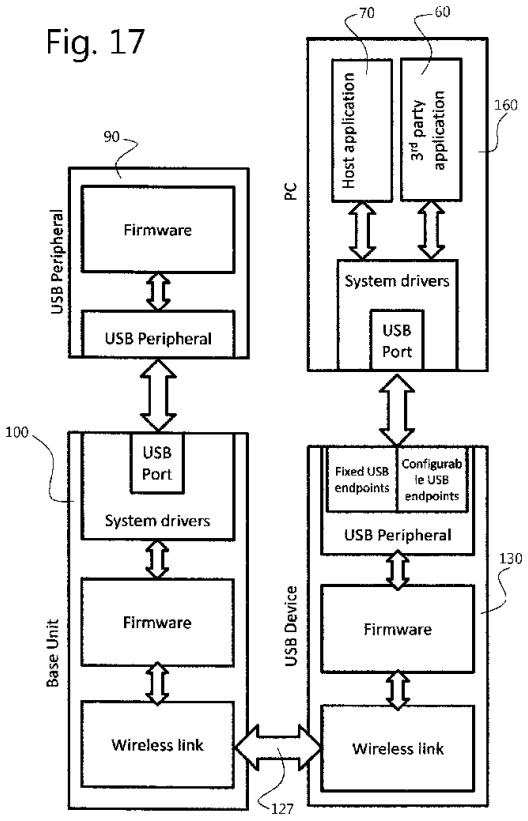

IV.B. *The alleged infringing Set-Ups*

49. Referring to its explanatory diagram (§47), BARCO provides the following visual diagrams of the allegedly infringing YEALINK Set-Ups (with reference to the Figure number used in the written pleadings)**:**

IV.B.1. *YEALINK SET-UP with INTERNAL BASE UNIT*

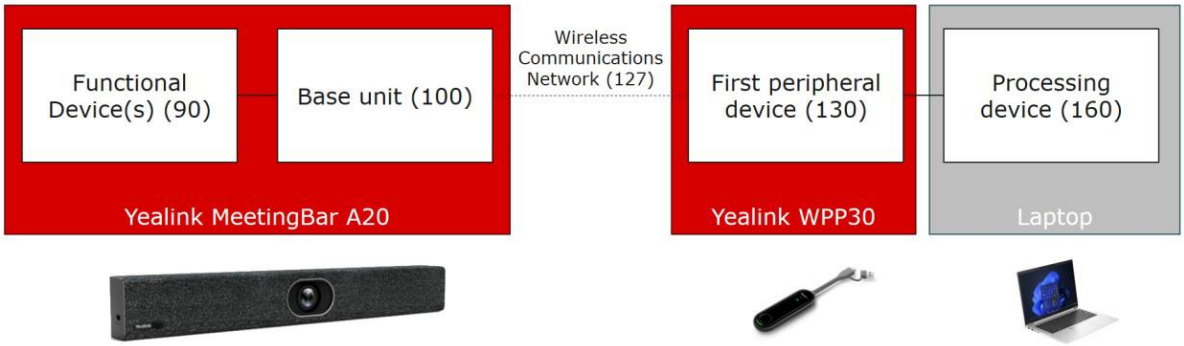

Figure 13: Diagram mapped on the Yealink Set Up with Internal Base Unit

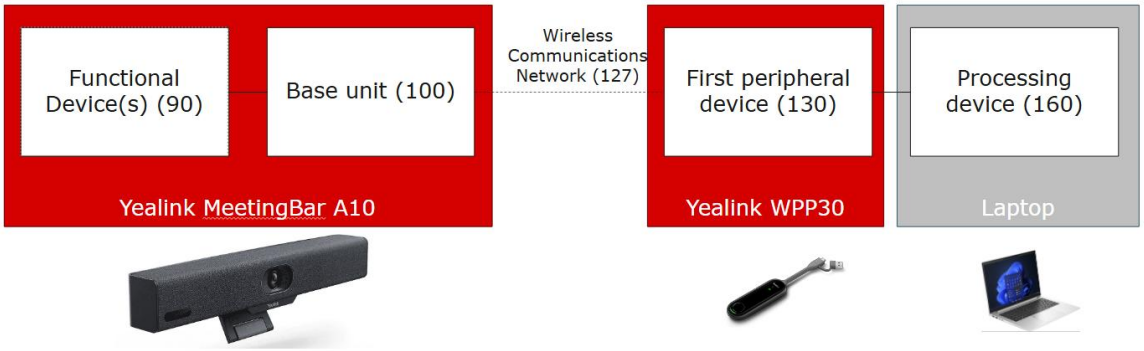

Figure 14: Diagram mapped on the Yealink Set Up with Internal Base Unit (MeetingBar A10)

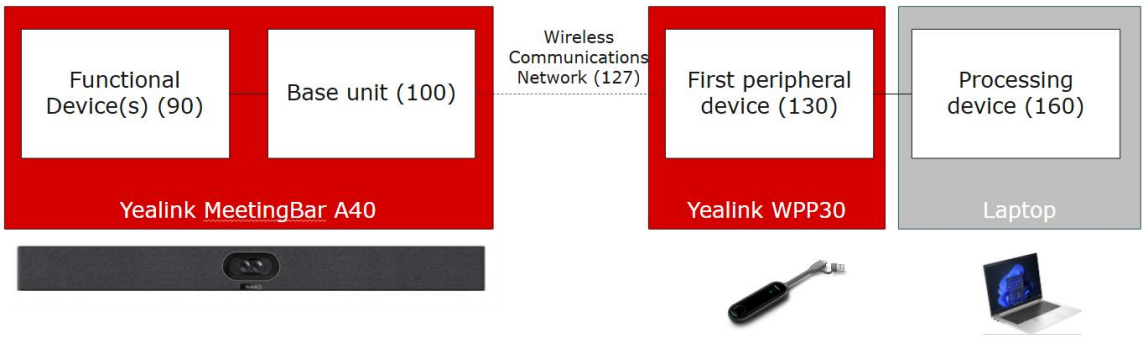

Figure 15: Diagram mapped on the Yealink Set Up with Internal Base Unit (MeetingBar A40)

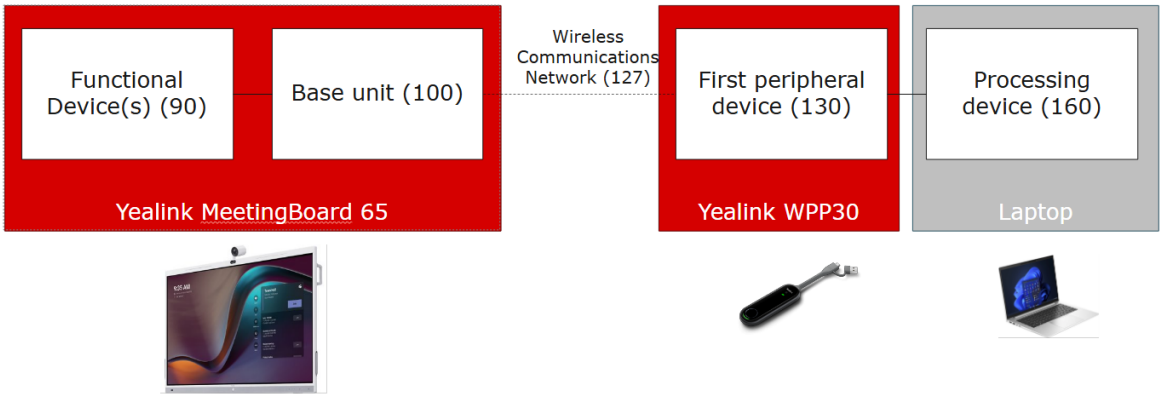

Figure 16: Diagram mapped on the Yealink Set Up with Internal Base Unit (Meeting Board 65)

IV.B.2. *YEALINK SET-UP with EXTERNAL BASE UNIT*



Figure 17: Diagram mapped on the Yealink Set Up with External Base Unit

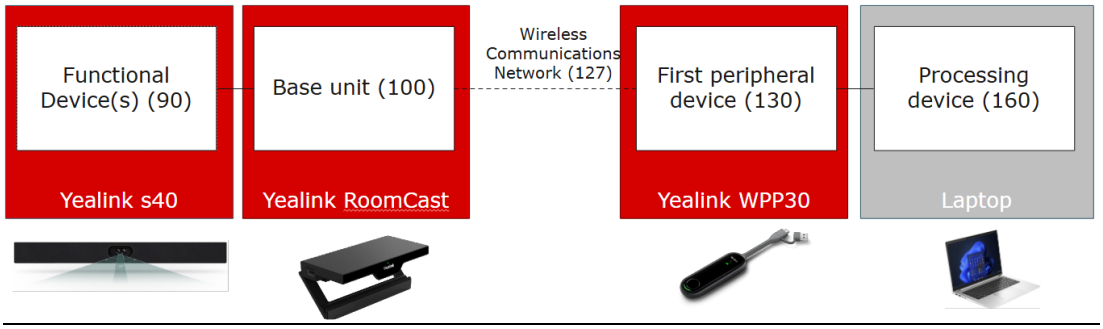

Figure 18: Diagram mapped on the Yealink Set Up with External Base Unit (S40)



Figure 19: Diagram mapped on the Yealink Set Up with External Base Unit (MVC series)

50. As mentioned in §36, YEALINK approaches the last Set-Up (with MVC-Series) as a different category, whereas BARCO integrates this Set-Up in its Set-Up with External Base Unit approach.

V. REQUESTS

V.A. *Infringement and Revocation Requests*

51. In its Statement of Claim BARCO (cf. #1) requests the following (*for the Contracting Member States in which the Patent is in force):*

a. Declares that YEALINK China and YEALINK Europe, individually and jointly, (directly or indirectly) infringe the Patent, in particular by making, offering, placing on the market and/or using the YEALINK Set Ups as well as by importing or storing the YEALINK Set Ups for those purposes or by supplying or offering to supply the YEALINK Set Ups or components thereof for putting the invention into effect (Article 64(1) and (2)(a) of the UPCA);

b. Grants a permanent injunction for direct infringement and indirect infringement of the Patent by prohibiting YEALINK China and YEALINK Europe, individually and jointly, from infringing the Patent in any way, with immediate effect after service of the order to be rendered in this matter, to prohibit the continuation of the infringement, in particular:

i. By making, offering, placing on the market and/or using the YEALINK Set Ups which implement the method of Claim 1, at least the method of Claim 6 and Claim 11 or which implement the system of Claim 12 of EP 3 732 827 as well as by importing or storing the YEALINK Set Ups for those purposes; or

ii. By supplying or offering to supply the YEALINK Set Ups or components thereof for the purposes of implementing the method of Claim 1, at least the method of Claim 6 and Claim 11 or the system of Claim 12 of EP 3 732 827; or

iii. By making, offering, placing on the market and/or using YEALINK Products with a computer program as protected by Claim 13 of EP 3 732 827; or

iv. By implementing, within 10 days of service of the decision, a software and/or firmware update that prevents the execution of the functionality as defined in Claim 1, at least in Claim 6 and Claim 11 of European Patent EP 3 732 827 in the YEALINK Set Ups, and to ensure that such update is automatically deployed to all YEALINK Products in the possession or control of customers in the relevant territory;

(Articles 63(1), 25(a) and 26 UPCA);

<u>or in the discretion of the Court, in the alternative,</u>

Grants a permanent injunction for direct infringement and indirect infringement of the Patent by prohibiting YEALINK China and YEALINK Europe, individually and jointly, from infringing the Patent with immediate effect after service of the judgment to be rendered in this matter (Articles 63(1), 25(a) and 26 UPCA);

c. declares that YEALINK China and YEALINK Europe are jointly and severally liable for the damages suffered by Barco as of 12 June 2024 or at another date to be determined by this Court, as well as any future damage Barco will incur as a result of the continuous infringement of the Patent;

d. orders YEALINK China and YEALINK Europe to pay damages or compensation to Barco in the amount to be determined in separate proceedings for the award of damages (Article 68 UPCA and Rules of Procedure, Rule 118.1 and 125-144 RoP);

e. orders YEALINK China and YEALINK Europe to pay interim damages of EUR 250.000,00, or at least in the amount that is sufficient to cover the expected costs of the procedure for the award of damages and compensation in par. d above (Article 68 UPCA and Rules of Procedure, Rule 119 RoP);

f. orders YEALINK China and YEALINK Europe to provide counsel for BARCO within 4 weeks after service of the judgment to be rendered in this matter with a written statement, substantiated with appropriate documentation, drawn up and signed by an independent auditor, or any other professional that this Court deems suitable for providing such statement, comprising:

i. the origin and distribution channels of the YEALINK Set Ups including the full names and addresses of the legal entities that are involved in the manufacture of and trade in these systems;

ii. the total number of the YEALINK Set Ups that YEALINK China and YEALINK Europe and/or any of their affiliates still have in stock either administratively or physically in the Contracting Member States as of the date of judgment;

iii. the total number of YEALINK Set Ups that YEALINK China and YEALINK Europe, including any of its affiliates, have traded, sold, supplied, transferred and/or delivered to its customers and/or distributors in the Contracting Member States as of 12 June 2024, or another date to be determined by this Court, as well as any and all copies of invoices pertaining to those acts which also shows the price obtained for these products;

iv. the identity including the full names and address of any non-consumer third person involved in the Contracting Member States in the production, distribution, trade and/or sale of the YEALINK Set Ups or in the use of the YEALINK Set Ups as of 12 June 2024, or another date to be determined by this Court;

iv. the internal costs calculated, or the purchasing costs paid, as well as the sales prices charged for the YEALINK Set Ups in the Contracting Member States by YEALINK China and YEALINK Europe, including their affiliates, as of 12 June 2024, or another date to be determined by this Court;

v. the total amount of net profit which YEALINK China and YEALINK Europe, including their affiliates, have gained as a result of trading the YEALINK Set Ups in the Contracting Member States as of 12 June 2024, or another date to be determined by this Court, and the calculation thereof (Article 67(1) of the UPCA and Rule 191 RoP);

g. orders YEALINK China and YEALINK Europe to publish a rectification on their (joint) website(s), including https://www.yealink.com and national pages on that website and/or subdomains, as well as on their social media channels, within 24 hours after service of the judgment in this matter and for a period of three months for each of the Contracting Member States, with the header "RECTIFICATION" (in capitals), without any comments or remarks in any form whatsoever, exclusively with the following text, or a similar text to be drafted by this Court, and drafted in accordance with good printing practices, either in English or translated in the local language(s) of that Contracting Member State:

"Respected client,

We are ordered to inform you that the Unified Patent Court by its judgment of [date] has decided that the Yealink Set Ups as marketed by us infringes the European patent EP 3 732 827 of Barco.
We are prohibited from manufacturing, using, marketing, offering, selling, delivering, keeping in stock or otherwise trading this product.
Sincerely,
[name of the responsible defendant(s) and name and signature of a legal representative(s) of this or these defendant(s)]"
(Articles 64 and 80 of the UPCA);

h. *orders YEALINK China and YEALINK Europe, at their expense, to recall and/or otherwise definitively remove from the channels of commerce in the Contracting Member States all of the YEALINK Set Ups by sending registered letters to all of their (non-consumer) customers in the Contracting Member States, within fourteen days after service of the judgment to be rendered in this matter, containing exclusively the following text, or a similar text to be drafted by this Court, without captions or notes, either in English or translated in the local language(s) of that Contracting Member State:*
"Dear sir, madam,
We are obliged to inform you that the Unified Patent Court has decided through a judgment of [date] that the Yealink Set Ups as marketed by us infringes the European patent EP 3 732 827 of Barco.
We are prohibited from manufacturing, using, marketing, offering, selling, delivering, keeping in stock or otherwise trading this product.
Through this letter we request you to immediately cease offering these products (online or offline, in brochures, etc.), and to immediately return all Yealink Set Ups in your possession to us. We will immediately reimburse the purchase price concerned and all costs made in connection with the return.
Sincerely,
[name of the responsible defendant(s) and name and signature of a legal representative(s) of this or these defendant(s) and/or other affiliate companies]"

i. *while providing counsel for BARCO within 1 month after sending these letters with an overview of all clients, persons and entities that these letters have been sent to as well as an overview of all clients, persons and entities that have returned YEALINK Set Ups (Article 64(1) and (2)(b) and(d) of the UPCA);*

j. *orders YEALINK China and YEALINK Europe to destroy, at their own expense, any YEALINK Set Ups still in stock in the Contracting Member States, as well as all YEALINK Set Ups returned as referred to in order i above and any promotional material that includes the YEALINK Set Ups, within 4 weeks after service of the judgment to be rendered in this matter, and to provide counsel for BARCO with proper evidence of the full and timely compliance with this order within 10 days after the destruction (Article 64(1) and (2)(e) of the UPCA);*

k. *orders YEALINK China and YEALINK jointly and severally to comply with the orders under b, f - j, subject to a recurring penalty payment of EUR 250.000,00 for each violation of, or non-compliance with, the order(s), plus EUR 100.000,00 for each day, a part of a day counting as an entire day, that the violation or non-compliance continues, or a recurring penalty of EUR 5.000,00 for each of the YEALINK Set Ups with which the order(s) is/are violated, or another amount as determined by this Court in the proper administration of justice (Article 63(2) of the UPCA and Rule 354.3 RoP);*

l. *appends an order for the enforcement to its decision, while declaring that the judgment is immediately enforceable (Article 82(1) of the UPCA); and*

m. orders YEALINK China and YEALINK Europe to jointly and severally bear reasonable and proportionate legal costs and other expenses incurred by BARCO in these proceedings and orders, insofar such costs are to be determined in separate proceedings for the determination of such costs, that YEALINK China and YEALINK Europe pay to BARCO by means of an interim award of costs an amount of EUR 100.000,00 within 14 days after service of the judgment in this matter (Article 69 UPCA, Rule 118.5 and 150.2 RoP).

52. In its Statement of Defence and counterclaim for Revocation (cf. #2), YEALINK requests that:

(regarding the requests made by BARCO)

I the infringement action be dismissed in its entirety, or in the alternative that the Court reject (BARCO's) asserted claims for injunctive relief as disproportionate,

II. (BARCO) be ordered to bear the costs of the proceedings and the legal costs incurred by (YEALINK),

III. (BARCO) be ordered to pay at least 50% of the applicable ceiling to (YEALINK) as an interim award of costs (R. 150(2)),

(regarding the Counterclaim for Revocation)

IV. claims 1, 6, 11, 12 and 13 of the European patent EP 3 732 827 B1 be revoked in the territory of all UPC Contracting Member States in which the patent has effect at the time of the decision, and

V. (BARCO) be ordered to bear the costs of the revocation proceedings and the legal costs incurred by (YEALINK),

VI. (BARCO) be ordered to pay at least 50% of the applicable ceiling to (YEALINK) as an interim award of costs (R. 150(2)),

(further requests)

VII. the Court proceed with both the action for infringement and with the Counterclaim for Revocation in accordance with Art. 33 § 3 lit. (a) UPCA,

VIII. the Court to request the President of the Court of First Instance to allocate from the Pool of Judges in accordance with Art. 18 § 3 UPCA an additional technically qualified judge with qualifications and experience in the field of the technology concerned (Art. 8 § 5 sentence 1 UPCA);

IX. the Court to decide about the case as a full panel, including the appointed Technically Qualified Judge

X. (in the event that Claimant fails to act within the time limit provided for in the Rules of Procedure or set by the Court, or fails to appear at an oral hearing after being duly summoned) that a decision by default be issued against (BARCO).

Note by the Court: The requests under VII-IX were dealt with during the written phase of the proceedings. The request under X has become moot.

In its Rejoinder to the Reply to the Defence to the Application to Amend the Patent (cf. #6), YEALINK added the following requests:

XI. (BARCO's) Application to Amend the Patent, including Auxiliary Requests 1 to 5, be dismissed;

XII. all other requests made by (BARCO), whether based on EP 3 732 827 as granted or as amended in accordance with any of the Auxiliary Requests 1 to 5, be rejected

V.B. *Conditional Auxiliary Requests (ARs)*

53. BARCO introduced 5 Auxiliary Requests (ARs) in its conditional application to amend the Patent (#3). Hereafter, the ARs will be cited with in **bold** the added and in ~~**bold** and strikethrough~~ the deleted wording.

V.B.1. *Auxiliary Request 1 (AR1)*

54. **Claim 1**

A method for making one or more functional devices (90) in a meeting room available to a processing device (160) of a meeting **participant via a first peripheral device (130)**, the one or more functional devices (90) being connected to a base unit (100) of a wireless communications network (127), the one or more functional devices (90) having one or more ~~**fixed or**~~ configurable Universal Serial Bus USB endpoints **on the first peripheral device (130),** an endpoint comprising a data source or a data sink, the processing device (160) having a memory, a display and an operating system (164), the base unit (100) comprising at least a transmitter and a digital processing engine, and wherein a first peripheral device (130) has a receiver, the method comprising:

coupling the first peripheral device (130) to the processing device (160) via a **USB** serial connection and the first peripheral device (130) communicating with the processing device (160) via a **USB** generic communications protocol over the **USB** serial connection;

exposing and making available the one or more functional devices (90) by the base unit (100) to the first peripheral device (130) by

exposing at least one ~~**of the one or more fixed or configurable**~~ endpoints of the one or more functional devices (90), by configuring one or more USB endpoint~~**s**~~ with descriptor fields, on the first peripheral device (130) to provide the functionality of the at least one ~~**of the one or more fixed or configurable**~~ endpoints of the one or more functional devices (90) to the processing device (160), **wherein the decision of which endpoints the first peripheral device (130) should expose is determined by the base unit (100),**

transmitting data from the one or more functional devices (90) to the base unit (100),

transmitting the data from the base unit (100) to the first peripheral device (130) over the wireless communications network (127), and

transmitting the data from the first peripheral device (130) to the processing device (160) via the one or more exposed ~~**fixed or**~~ configurable **USB** endpoints using the **USB** generic communications protocol for communication between the processing device (160) and the first peripheral device (130).

Claim 6

The method according to any one of claims 1 to 5, further comprising presenting the ~~**at least one fixed or one or more**~~ configurable **USB** endpoints of the one or more functional devices exposed on the first peripheral device as one of a human interface device, a mass storage device, a composite device, a microphone, a speakerphone, a speaker, a display, a touchscreen, a projector, a camera, a video camera, or a webcamera.

Claim 11
~~**The method according to any of the claims 1 to 10, wherein the generic communications protocol comprises a Universal Serial Bus, USB, protocol.**~~

Claim 12
A system comprising a network adapted to carry out the method steps of any one of claims 1 to ~~**11**~~**10**.

Claim 13
A computer program product comprising instructions for carrying out the method of any one of claims 1 to ~~**11**~~ **10** when the instructions are executed by a processing system.

V.B.2. *Auxiliary Request 2 (AR2)*

55. **Claim 1**
A method for making one or more functional devices (90) in a meeting room available to a processing device (160) of a meeting participant **via a first peripheral device (130)**, the one or more functional devices (90) being connected to a base unit (100) of a wireless communications network (127), the one or more functional devices (90) having one or more fixed or configurable Universal Serial Bus USB endpoints **on the first peripheral device (130),** an endpoint comprising a data source or a data sink, the processing device (160) having a memory, a display and an operating system (164), the base unit (100) comprising at least a transmitter and a digital processing engine, and wherein a first peripheral device
(130) has a receiver, the method comprising:
coupling the first peripheral device (130) to the processing device (160) via a **USB** serial connection and the first peripheral device (130) communicating with the processing device (160) via a **USB** generic communications protocol over the **USB** serial connection;
exposing and making available the one or more functional devices (90) by the base unit (100) to the first peripheral device (130) by
exposing at least one of the one ~~**or more fixed or configurable**~~ endpoint~~**s**~~ of the one or more functional devices (90), by configuring one or more **USB** endpoints with descriptor fields, on the first peripheral device (130) to provide the functionality of the at least one ~~**of the one or more fixed or configurable**~~ endpoint~~**s**~~ of the one or more functional devices (90) to the processing device (160);
wherein the decision of which endpoints the first peripheral device (130) should expose is determined by the base unit (100), the base unit (100) being adapted to analyse which functional devices (90) are connected to the base unit (100) and to create a configuration for the one or more configurable USB endpoints on the first peripheral device;
wherein all information on how to communicate with the base unit (100) and which endpoints to expose on the first peripheral device (130) is stored on the first peripheral device to be set up by firmware of the first peripheral device (130); and
wherein, once configured, the configurable USB endpoints expose the one or more functional devices;
transmitting data from the one or more functional devices (90) to the base unit (100),
transmitting the data from the base unit (100) to the first peripheral device (130) over the wireless communications network (127),
and transmitting the data from the first peripheral device (130) to the processing device (160) via the one or more exposed ~~**fixed or**~~ configurable **USB** endpoints using the **USB** generic

communications protocol for communication between the processing device (160) and the first peripheral device (130).

For **Claims 6, 11, 12 and 13**, reference is made to AR1

V.B.3. *Auxiliary Request 3 (AR3)*

56. **Claim 1**

A method for making one or more functional devices (90) in a meeting room available to a processing device (160) of a meeting participant **via a first peripheral device (130)**, the one or more functional devices (90) being connected to a base unit (100) of a wireless communications network (127), the one or more functional devices (90) having one or more fixed or configurable Universal Serial Bus USB endpoints **on the first peripheral device (130),** an endpoint comprising a data source or a data sink, the processing device (160) having a memory, a display and an operating system (164), the base unit (100) comprising at least a transmitter and a digital processing engine, and wherein a first peripheral device (130) has a receiver, the method comprising:

coupling the first peripheral device (130) to the processing device (160) via a **USB** serial connection and the first peripheral device (130) communicating with the processing device (160) via a **USB** generic communications protocol over the **USB** serial connection;

exposing and making available the one or more functional devices (90) by the base unit (100) to the first peripheral device (130) by

exposing at least one of the one ~~**or more fixed or configurable**~~ endpoint~~**s**~~ of the one or more functional devices (90), by configuring one or more **USB** endpoints with descriptor fields, on the first peripheral device (130) to provide the functionality of the at least one ~~**of the one or more fixed or configurable**~~ endpoint~~**s**~~ of the one or more functional devices (90) to the processing device (160);

wherein the decision of which endpoints the first peripheral device (130) should expose is determined by the base unit (100), the base unit (100) being adapted to analyse which functional devices (90) are connected to the base unit (100) and to create a configuration for the one or more configurable USB endpoints on the first peripheral device;

wherein all information on how to communicate with the base unit (100) and which endpoints to expose on the first peripheral device (130) is stored on the first peripheral device to be set up by firmware of the first peripheral device (130);

wherein, once configured, the configurable USB endpoints expose the one or more functional devices; and

wherein communication of the configurable USB endpoints to the processing device (160) is done through standard enumeration of the USB endpoints when the first peripheral device (130) is connected to the processing device (160);

transmitting data from the one or more functional devices (90) to the base unit (100),

transmitting the data from the base unit (100) to the first peripheral device (130) over the wireless communications network (127),

and transmitting the data from the first peripheral device (130) to the processing device (160) via the one or more exposed ~~**fixed or**~~ configurable **USB** endpoints using the **USB** generic communications protocol for communication between the processing device (160) and the first peripheral device (130).

For **Claim 6, 11, 12 and 13**, reference is made to AR1

V.B.4. *Auxiliary Request 4 (AR4)*

57. **Claim 1**

A method for making one or more functional devices (90) in a meeting room available to a processing device (160) of a meeting participant, the one or more functional devices (90) being connected to a base unit (100) of a wireless communications network (127), the one or more functional devices (90) having one or more fixed or configurable Universal Serial Bus USB endpoints, an endpoint comprising a data source or a data sink, the processing
device (160) having a memory, a display and an operating system (164), the base unit (100) comprising at least a transmitter and a digital processing engine, and wherein a first peripheral device (130) has a receiver, the method comprising:
coupling the first peripheral device (130) to the processing device (160) via a serial connection and the first peripheral device (130) communicating with the processing device (160) via a generic communications protocol over the serial connection;
exposing and making available the one or more functional devices (90) by the base unit (100) to the first peripheral device (130) by
exposing at least one of the one or more fixed or configurable endpoints of the one or more functional devices (90), by configuring one or more endpoints with descriptor fields, on the first peripheral device (130) to provide the functionality of the at least one of the one or more fixed or configurable endpoints of the one or more functional devices (90) to the processing device (160),
transmitting data from the one or more functional devices (90) to the base unit (100),
transmitting the data from the base unit (100) to the first peripheral device (130) over the wireless communications network (127), and
transmitting the data from the first peripheral device (130) to the processing device (160) via the one or more exposed fixed or configurable endpoints using the generic communications protocol for communication between the processing device (160) and the first peripheral device (130), **wherein two endpoints of one or more functional devices are combined and exposed on the first peripheral device as one endpoint to the processing device.**

Claim 6

The method according to any one of claims 1 to ~~5~~**4**, further comprising presenting the at least one fixed or configurable endpoint of the one or more functional devices exposed on the first peripheral device as one of a human interface device, a mass storage device, a composite device, a microphone, a speakerphone, a speaker, a display, a touchscreen, a projector, a camera, a video camera, or a webcamera.

Claim 11

The method according to any of the claims 1 to ~~10~~**9**, wherein the generic communications protocol comprises a Universal Serial Bus, USB, protocol.

For **Claim 12 and 13**, reference is made to AR1.

V.B.5. *Auxiliary Request 5 (AR5)*

58. **Claim 1**

A method for making one or more functional devices (90) in a meeting room available to a processing device (160) of a meeting participant **via a first peripheral device (130)**, the one or

more functional devices (90) being connected to a base unit (100) of a wireless communications network (127), the one or more functional devices (90) having one or more fixed or configurable Universal Serial Bus USB endpoints **on the first peripheral device (130),** an endpoint comprising a data source or a data sink, the processing device (160) having a memory, a display and an operating system (164), the base unit (100) comprising at least a transmitter and a digital processing engine, and wherein a first peripheral device
(130) has a receiver, the method comprising:
coupling the first peripheral device (130) to the processing device (160) via a **USB** serial connection and the first peripheral device (130) communicating with the processing device (160) via a **USB** generic communications protocol over the **USB** serial connection;
exposing and making available the one or more functional devices (90) by the base unit (100) to the first peripheral device (130) by
exposing at least one of the one ~~**or more fixed or configurable**~~ endpoint~~**s**~~ of the one or more functional devices (90), by configuring one or more **USB** endpoints with descriptor fields, on the first peripheral device (130) to provide the functionality of the at least one ~~**of the one or more fixed or configurable**~~ endpoint~~**s**~~ of the one or more functional devices (90) to the processing device (160);
wherein the decision of which endpoints the first peripheral device (130) should expose is determined by the base unit (100), the base unit (100) being adapted to analyse which functional devices (90) are connected to the base unit (100) and to create a configuration for the one or more configurable USB endpoints on the first peripheral device;
wherein all information on how to communicate with the base unit (100) and which endpoints to expose on the first peripheral device (130) is stored on the first peripheral device to be set up by firmware of the first peripheral device (130);
wherein, once configured, the configurable USB endpoints expose the one or more functional devices; and
wherein communication of the configurable USB endpoints to the processing device (160) is done through standard enumeration of the USB endpoints when the first peripheral device (130) is connected to the processing device (160);
transmitting data from the one or more functional devices (90) to the base unit (100),
transmitting the data from the base unit (100) to the first peripheral device (130) over the wireless communications network (127),
and transmitting the data from the first peripheral device (130) to the processing device (160) via the one or more exposed ~~**fixed or**~~ configurable **USB** endpoints using the **USB** generic communications protocol for communication between the processing device (160) and the first peripheral device (130).
wherein two endpoints of one or more functional devices are combined and exposed on the first peripheral device as one USB endpoint to the processing device.

Claim 6
The method according to any one of claims 1 to **45**, further comprising presenting the ~~**at least one fixed or one or more**~~ configurable **USB** endpoint~~**s**~~ of the one or more functional devices exposed on the first peripheral device as one of a human interface device, a mass storage device, a composite device, a microphone, a speakerphone, a speaker, a display, a touchscreen, a projector, a camera, a video camera, or a webcamera.

For **Claim 11**, reference is made to AR1.

Claim 12
A system comprising a network adapted to carry out the method steps of any one of claims 1 to ~~**11**~~ **9**.

Claim 13
A computer program product comprising instructions for carrying out the method of any one of claims 1 to ~~**11**~~ **9** when the instructions are executed by a processing system.

VI. GROUNDS

VI.A. *Claim construction*

VI.A.1. *Guidelines for Claim Construction*

59. The principles applicable to claim construction have been set out by the Court of Appeal UPC in its final order in UPC_CoA_335/2023 (*NanoString v 10x Genomics*). The patent Claim is not only the starting point but the decisive basis for determining the protective scope of a European patent under Art. 69 EPC in conjunction with the Protocol on the Interpretation of Art. 69 EPC. The interpretation of a patent Claim does not depend solely on the strict, literal meaning of the wording used. Rather, the description and the drawings must always be used as explanatory aids for the interpretation of the patent Claim and not only to resolve any ambiguities in the patent Claim.

60. The patent claim is to be interpreted from the point of view of a person skilled in the art. In applying these principles, the aim is to combine adequate protection for the patent proprietor with sufficient legal certainty for third parties (cf. Court of Appeal UPC, 19 August 2026, UPC_CoA_908/2025, UPC_CoA_909/2025, UPC_CoA_918/2025 (*Hartmann v. Omni-Pac*) §48).

61. As such, before turning to the interpretation of the asserted claims, the "*person skilled in the art*" and the "*common general knowledge*" should be assessed.

62. The Court will use the prosecution history as a cross-check and more specifically whether the claim construction is in line with BARCO's approach in the grant procedure. Using the prosecution history as a cross-check seems to be in line with the approach of the Court of Appeal UPC regarding the use of the prosecution history where it stated "*that the applicant's assertions during the grant proceedings, and in particular the TBA's endorsement thereof, can be seen as an indication of the view of the person skilled in the art at the filing date*." (Court of Appeal UPC, 20 December 2024, UPC_CoA_402/2024 (*Alexion v. Samsung*), headnote 2). The prosecution history cannot form the sole basis of the Court's assessment; it can only be used in relation to grounds that have already been assessed (as a cross-check).

VI.A.2. *Person Skilled in the Art*

63. Parties agree on the definition of a person skilled in the art as being:

> *"a person holding a master's degree (or an equivalent university degree) in computer sciences, technical informatics or similar and having several years of professional experience in the fields of (remotely) connecting peripheral devices to computer systems, of electronic meeting systems, and of application of the USB standard."*

64. The Court sees no reason to deviate from the above.

65. The "*person skilled in the art*" has the following characteristics (of which an overview is provided in the LD Paris decision issued on 16 January 2026, UPC_CFI_702/2024 UPC_CFI_369/2025 (*IMC v. Mul-T-Lock*), §21-22 with reference to the relevant case law of the Court of Appeal UPC):

- This person has basic technical knowledge and medium-level skills and has undergone average training and gained average practical skills and experience
- This person is able to perform routine tasks in line with its general knowledge of the relevant field, and the relevant state of the art.
- This person does not possess inventive capacity of their own, but generally needs an indication or motivation guiding them towards the invention covered by the patent starting from a realistic starting point.

VI.A.3. *Common General Knowledge*

66. The technical background and the common general knowledge at the priority date (i.e. 29 December 2017) consisted of the following topics (in general terms) and related scientific documentation:

- Standard USB architecture and communication principles
  - Host-centric topology
  - Endpoints and pipes
  - Descriptors and enumeration
  - Standard vs. non-standard operation
  - Device classes
- Meeting room context and peripheral sharing
- Access to peripheral devices not connected to the computer

VI.A.4. *Relevant terms when assessing claim construction*

67. The relevant terms used in the Patent are the following (limited to the meaning given to them in the Patent):

Term	Meaning in the Patent
Auto-configuration	The automatic configuration of devices without manual intervention, without setting switches or jumpers, and without requiring manual software configuration ([0060]–[0061]).
Base unit	A central hardware unit in a communications network (specifically a wireless network) comprising at least a transmitting function (typically a transceiver) ([0012], [0094]). It "*can be a hardware box comprising a digital processing engine such as an FPGA, a CPU, a GPU etc. as well as memory and input/output ports*" ([0094]) and is also described as having "*an electronic digital processor such as a microprocessor or FPGA based device*" ([0102]). Claim 1 requires "*at least a transmitter and a digital processing engine*" (Feature 1.d).
Computer / processing device	A processing device having a processing engine capable of various types of digital processing (such as rendering graphics for display), volatile/non-volatile memory, a display, and an operating system (OS) ([0078], [0104], [0142]).
Configure / configuration	Not defined. A device that exposes another device "*configures one or more endpoints with specific descriptor fields*" ([0025], [0090]); an endpoint "*can be configured to support different transfer types*", and "*endpoints can be configured using middleware*" ([0082]). The configurable USB endpoints are configured when pairing the first peripheral device with the base unit or over the wireless connection ([0114]); the base unit can "*create a configuration for the relevant USB endpoint on the first peripheral device 130*" ([0116]).
Descriptor / descriptor fields	Not defined. With respect to exposure, "*this is done with descriptor fields*": a device that exposes another device "*configures one or more endpoints with specific descriptor fields or descriptive fields*", and "*an endpoint is defined by a number of descriptive fields*" ([0025]; see also [0082], [0090]). "*The exposure can be implemented with descriptor fields*" ([0081]).
Device class	Not used as such. A pre-installed generic driver "*can drive a standard class of peripheral devices*", such as a human interface device driver or a mass storage device driver ([0079]). The description uses HID, mass storage and composite device endpoints driven by such drivers ([0018]–[0023]), also "*without the host processing device 160 being aware that the final device is a functional device like a camera*" ([0127](a)), and a UAC audio driver ([0111]). Claim 6 lists the device types as which the exposed endpoint may be presented.
Electronic meeting systems (EMS)	Collaborative systems that enable a group of participants to cooperatively produce a collective result for which the group is responsible as a whole ([0068]–[0070]).
Emulation / mimicking / proxy	As one way of exposing a functional device, the base unit can interpret, process and translate its signal and mimic it at the first peripheral devices' end, mimicking meaning "*that the same device is exposed in the endpoints as the second peripheral device connected with the base unit although the communication is not simply being tunnelled*" ([0095], item 2; see also [0130]); second peripheral devices can be "*mirrored one on one*" ([0099]).

Term	Meaning in the Patent
	As prior art, the Patent acknowledges a wireless USB hub that "*acts as a proxy for the wired USB devices*" ([0008]) and WO '972, which uses "*software that is configured to emulate the USB device that is being virtualized*" ([0009]).
Endpoints	Data sources or sinks, defined for USB devices, which can be physical or virtual devices; "*in the present invention endpoints should be interpreted broadly as data sources or sinks*" ([0082]).
Enumeration	Not defined. The Patent refers to "*an exposure or enumeration feature*" that "*determines which endpoints the first peripheral (e.g. button) sees*" ([0025]), and states that communication of the USB endpoints with the processing device "*can be done through standard enumeration of the USB endpoints when connecting, such as plugging in, the first peripheral device 130 to the processing device 160*" ([0115]). The term does not appear elsewhere in the Patent.
Expose / exposure	An exposure or enumeration feature that determines which endpoints an external device (such as the first peripheral device/button) sees ([0025], [0090]).
First peripheral device	An intermediate hardware device (or software/hardware combination), typically in the form of a USB dongle, connection unit, or button, comprising at least a wireless receiver/transceiver and a serial connector ([0012], [0095], [0105]).
Fixed / configurable endpoint	Not defined. In the embodiments, "*fixed USB endpoints on the first peripheral device 130 are provided for the basic functionality*" ([0113]), and the configurable USB endpoints are configured when pairing or over the wireless connection ([0114]); Fig. 17 (see §48) shows "*Fixed USB endpoints*" and "*Configurable USB endpoints*" in the "USB Device" 130 (see also Endpoints). For the other passages, see the adopted claim construction of Feature 1.c.
Functional device	A second peripheral device connected in some way to the base unit ([0081], [0094]).
Generic communications protocol / serial connection	Not defined. The connection of the first peripheral device to the processing device "*is a serial connection such as a USB connection for example, such as USB 1, 2, 3 or -C etc.*", and the first peripheral device is connected to, "*e.g. plugged into a plug-and-play serial port such as provided for a USB connection*" ([0105]). In original Claim 16 (WO 2019/129696 A1), the first peripheral device was coupled to the processing device "*via a generic communications protocol*", used "*for communication between the processing device and the first peripheral device*" (p. 43, ll. 2–3, 7–8).
Host (USB host)	"*Host device*" is "*a processing device that wants to share using a first peripheral device or dongle*" ([0080]). In the USB sense, the data at an endpoint is received from or waiting to be sent to "*the host such as a USB Host*", and "*the USB bus is controlled by the USB Host*" ([0082]); [0127](a) refers to the "*host processing device 160*".
Meeting room / meeting participant	Not defined. The Patent relates to making functional devices available "*to participants of meetings*" ([0001]); the embodiments place the processing devices with a first peripheral device in the room ([0099], last bullet; [0127]; [0129]: "*when in a meeting room*").
Pairing	Not defined. "*The configurable USB endpoints are configured either when pairing a first peripheral device 130 device with a base unit 100 or over the wireless connection 127*" ([0114]); the term does not appear elsewhere in the Patent.
Plug and play	The characteristic of a computer bus or device specification that facilitates the automatic discovery of hardware components without requiring

Term	Meaning in the Patent
	manual device configuration or user intervention to resolve resource conflicts ([0058]–[0059]).
Pre-installed generic driver	A standard driver that is installed on the processing device as part of the operating system (OS) installation, capable of driving a standard class of peripheral devices without requiring vendor-specific driver installation ([0079]).
Screen scraping	Reading and capturing video frame buffers from a graphics card on a processing device and processing/encoding them for transmission, rather than merely rendering them on a physical screen ([0075], [0110]).
Tunnelling	The transmission of unaltered data packets across an intermediate network protocol (e.g., "USB over IP") between the base unit and the endpoints of the first peripheral device or user processing device ([0026], [0095] item 1).
Unified communications (UC) system / tools	Software and hardware tools facilitating integrated audio or audiovisual communications (e.g., Skype™, Skype™ for Business, VoIP, web conferencing, messaging) that can take over audio/visual data streams from a host processing device ([0074], [0104], [0120]).
Wireless / wireless communications network	Any communications network that connects nodes without cable links, including Wi-Fi, WLAN, WiMAX, Wi-Fi Direct, Bluetooth, LiFi, optical, ultrasound, ZigBee, or infrared ([0077]); Near Field Communication (NFC) is mentioned at [0093] and [0095].

VI.A.5. *Applied Claim Construction*

VI.A.5.a. Claim 1

(i) **Feature 1.a.**
"A method for making one or more functional devices (90) in a meeting room available to a processing device (160) of a meeting participant"

68. The parties dispute whether, and how, the reference to a meeting room and a meeting participant limits the claimed method, including as to the type of functional device.

69. BARCO holds that Feature 1.a. defines a limiting use and technical application context under EPC Guidelines F-IV, 4.13.3. BARCO argues that "*Meeting room*" and "*meeting participant*" restrict the scope to physical co-location and proximity, requiring functional devices specifically suited for collaboration/communication (cameras, speakerphones, touchscreens) and personal processing devices (laptops) brought into the shared room. YEALINK argues that "*Meeting room*" and "*meeting participant*" are non-technical statements of purpose/suitability that do not limit the method. YEALINK argues that a meeting room cannot be distinguished technically from any room, and a participant's device cannot be distinguished from any computer. Based on this reading, YEALINK argues that the term "*functional device*" broadly encompasses any peripheral (e.g., mouse, keyboard, mass storage).

70. The OD, in its preliminary opinion (§11), held that the method category implicitly defines a use for a meeting in a meeting room, which restricts the claimed subject-matter. However, during

the oral proceedings, the OD communicated that it interprets Feature 1.a. broadly as *"merely understood as a room suitable for meetings, without any limitation as to the location of other devices or participants"* (OD minutes, p. 2, section 3). YEALINK relies on this last argument but the Court is not convinced that Feature 1.a. refers to a room suitable for meetings, since it defines the relation between the functional devices of the meeting room and the processing device through which a participant takes part in the meeting, to which those devices are made available. Read only as a room suitable for meetings, Feature 1.a. would hardly characterise the claimed method, since any room is suitable for meetings, and any computer may belong to someone who at some point takes part in a meeting. The words *"of a meeting participant"*, by which the Claim defines the processing device, would then have no technical meaning. Such a reading does not make technical sense of the Claim read as a whole and with the description, which must always be used as an explanatory aid (§59). The Patent concerns making functional devices available to participants of meetings ([0001], [0010]). It starts from the observation that functions such as microphones and loudspeakers are of low quality when provided by laptops and mobile phones, and that *"as meetings get larger in size there is a need for high quality audio as well as visual signals to be made available to participants at a meeting"* ([0005]). It then describes how participants make use of the functional equipment attached to the base unit ([0092], [0099]). The meeting therefore defines the arrangement in which the method is carried out and the device to which the room's functions are delivered. It is not a mere label for the room.

71. The Court holds that Feature 1.a. defines the arrangement in which the method is carried out. On one side are the functional devices of the meeting room, shared by those taking part in the meeting and connected to the base unit ([0094], [0099]). On the other side is the processing device of a participant, to which a first peripheral device is coupled and through which that participant takes part in the meeting ([0099], last bullet; [0127]; [0129]: "*when in a meeting room*"). The method makes the devices of the room available to that processing device. The meeting of multiple participants described at [0118]–[0121] illustrates this (see the figure reproduced below): the room's speakerphone, camera and microphone are connected to the base unit, the laptops 160-1 to 160-3 of the participants in the room each have a first peripheral device 130, and the speakerphone "*can be used by any of the users*" with a first peripheral device connected ([0121]). A further participant (160-4) takes part through a Unified Communication call ([0118], [0120]), e.g., as shown in Fig. 5, where a laptop is drawn outside the room. This is also how BARCO explained the wording when it introduced it, i.e., that the whole application concerns making functional devices available to the processing devices of meeting participants (BARCO's Reply of 28 February 2024 to the OD communication of 1 September 2023, HL19, p. 2).

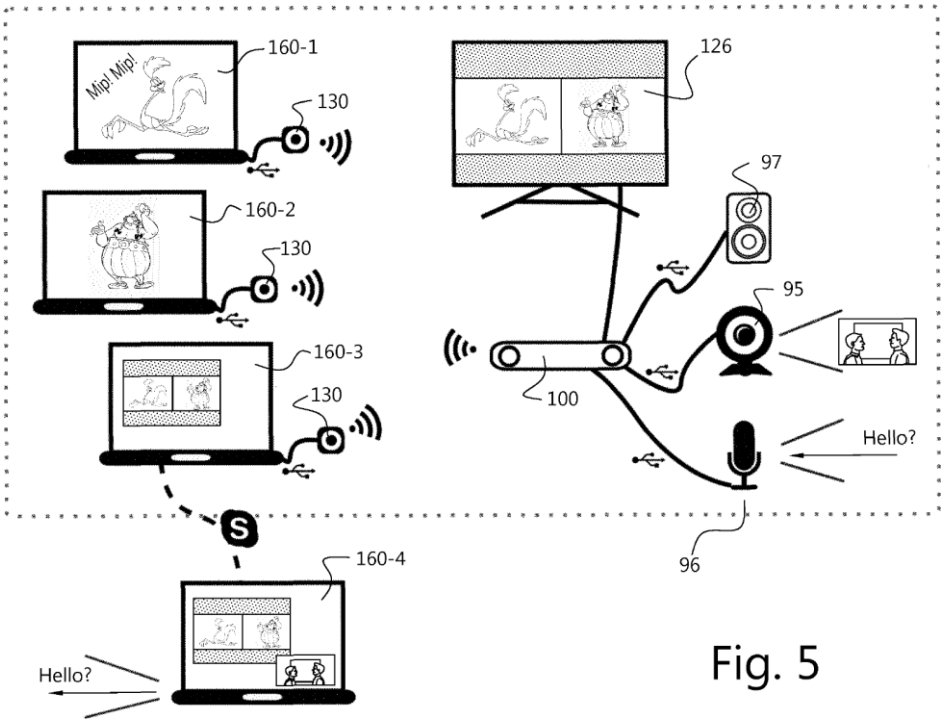

Fig. 5

The Patent, Fig. 5 (the meeting of multiple participants described at [0118], where it is referred to as "Figure 6")

72. Therefore, the Court holds that the term "*meeting room*" is part of the method itself and as such a technical feature. The term determines which device the functionality of the room's devices is delivered to, and in which arrangement. As the Court sees no pointer to the contrary, such reading is in line with the decision of the LD Mannheim of 20 October 2026 UPC_CFI_481/2025 UPC_CFI_1358/2025 (headnote: *In the absence of any pointer to the opposite, it must be assumed that a feature in a patent Claim has a technical significance within the teaching of the Claim and contributes to the teaching and its technical effect*). This approach is also in line with the EPO's understanding that a stated purpose in a method claim being a feature of the method (EPO: T 848/93, see also the Preliminary opinion of the OD (§. 11).

73. Further, the Court holds that "*of a meeting participant*" characterises the processing device by its function in the meeting, not by who owns it. It is the device through which a participant takes part in the meeting and works with the functional devices of the room, whether the participant has brought it or it is installed in the room. Ownership has no technical significance and is not decisive. Further, Feature 1.a. does not require the participant or the processing device to be in the meeting room, since meetings may include participants elsewhere, as Fig. 5 shows. Feature 1.a. locates only the functional devices. A practical form of proximity follows from the other features. The first peripheral device coupled to the processing device communicates with the base unit over the wireless communications network (Features 1.b,

1.e and 1.g), so that the processing device must be within the range of that network. No separate requirement of proximity needs to be read into Feature 1.a.

74. In summary: Feature 1.a. limits the claimed method to making the functional devices of a meeting room (part of the method and a technical feature) available to the processing device through which a participant takes part in the meeting, which implies at least two participants. The processing device may be brought in by the participant or installed in the room. However, ownership is not decisive. Feature 1.a. does not require the processing device to be in the room as such, and it does not limit the type of functional device.

(ii) **Feature 1.b.**
"*the one or more functional devices (90) being connected to a base unit (100) of a wireless communications network (127)"*

75. Parties dispute whether a functional device integrated into the same housing as the base unit is "*connected to a base unit*".

76. BARCO argues that it is sufficient that the functional device is connected to the base unit, whether externally plugged in or housed in a shared physical enclosure (e.g. an all-in-one video bar). YEALINK argues the functional device to be an external peripheral separate from the base unit. To substantiate its position YEALINK notes that BARCO amended the Claim from "*connected to or in the base unit*" to "*connected to the base unit*" (on 9 June 2023, "*or in*" was deleted from "*being connected to or in a base unit (100)*") and as such, disclaiming integrated units where a camera/sensor is built inside the base unit hardware box. BARCO counterargues this by stating that the deletion of "*or in*" during prosecution was a mere clarity amendment where the examiner had objected to "*connected to and/or in the base unit*" for lack of clarity.

77. The Court holds that the Claim language only requires an operational connection between the functional device(s) and the base unit. While the deletion of "*or in*" implies that the functional device and the base unit cannot be one and the same functional block, it does not exclude structural integration inside a common housing (e.g., an all-in-one bar) provided an internal interface/connection exists between the functional component and the base unit processing engine. As such, Feature 1.b. requires an electrical/logical connection between the functional device(s) and the base unit of a wireless communications network.

(iii) **Feature 1.c.**
"the one or more functional devices (90) having one or more fixed or configurable Universal Serial Bus USB endpoints, an endpoint comprising a data source or a data sink"

78. The parties dispute (i) where the USB endpoints of Feature 1.c. must reside, i.e., on the functional device itself or on the first peripheral device, and (ii) whether a functional device without a USB interface of its own, such as the integrated camera, can meet the feature.

79. BARCO construes Feature 1.c. considering Feature 1.f. and Fig. 17 (see §48). BARCO argues that the "*USB endpoints*" referred to in Feature 1.c. are *not* required to be on the physical functional device itself (which could be MIPI, HDMI, etc.), but are the endpoints configured *on the first peripheral device (dongle)* to represent the functional device. YEALINK argues that Feature 1.c. unambiguously defines an inherent technical property of the *functional device itself* ("*the one or more functional devices having... USB endpoints*"). Therefore, the functional device must be a USB device. If the endpoints were on the dongle, it would render dependent Claim 11 superfluous. YEALINK again relies on the prosecution history where "*Universal Serial Bus USB*" was added to Feature 1.c. on 28 February 2024 "*to advance prosecution*", in answer to the third party's objection that "*endpoints*" was unclear (cf. p. 14, ll. 22 ff. of the application as filed as basis).

80. The Court holds that Feature 1.c. requires that the functional device(s) connected to the base unit possess one or more fixed or configurable USB endpoints (i.e. have USB endpoints of their own). The Court reasons as follows:

- The subject of the clause is explicitly *"the one or more functional devices (90) having..."*. At this point in Claim 1, the first peripheral device (130) has not even been introduced. BARCO answers that Feature 1.a to 1.d set out what is needed for the method and impose no order and that Claim 1 should be read as a whole. However, the same sentence gives each device its own parts: the processing device "*having a memory, a display and an operating system*", the base unit "*comprising at least a transmitter and a digital processing engine*" and a first peripheral device that "*has a receiver*". In that sentence, it is difficult to read "*having*" as denoting a part in the case of the processing device but a mere association in the case of the functional devices.
- Reading Feature 1.c. as referring to the dongle's endpoints is hard to reconcile with Feature 1.f, which recites *"exposing at least one of the one or more fixed or configurable endpoints of the one or more functional devices (90)... on the first peripheral device."* If the endpoints of Feature 1.c. were already on the dongle, the dongle's endpoints would be exposed onto itself (an argument put forward by YEALINK (#2 §4.30)). BARCO's answer is that the configurable endpoints come into existence on the first peripheral device only when the base unit configures them, and are thereby exposed there (#1 §118 and #3 §86). In BARCO's words, configuring an endpoint with descriptor fields and exposing it are "*the same act described at different levels of technical granularity*" (#5 §272). The point therefore depends on Feature 1.c. describing endpoints that the functional devices already have when the method starts, as the structure of Features 1.a to 1.d (above) and Claim 4 and [0024] (below) indicate.
- Where Claim 1 refers to the endpoints on the first peripheral device, it says so: "*exposing ... on the first peripheral device*" (Feature 1.f.), "*the one or more exposed fixed or configurable endpoints*" (Feature 1.g.) and in Claim 6, "*exposed on the first peripheral device*". The passages of the description on which BARCO relies also state the location ("*on*" or "*in the first peripheral device*"). Feature 1.c. contains no such qualification.

- Claim 4 and [0024] go against BARCO's reading. Claim 4 recites that two endpoints "*of one or more functional devices*" are "*combined and exposed on the first peripheral device as one endpoint*"; [0024] states that "*two endpoints are combined and exposed to the processing device as one endpoint*". The wording distinguishes the two endpoints of the functional devices from the one endpoint on the first peripheral device. BARCO's reliance on Claim 4 assumes the reading it is meant to support. On BARCO's reading, Claim 11 would add nothing.
- The wording of Feature 1.c. follows the USB definition of a device endpoint as "*a uniquely addressable portion of a USB device that is the source or sink of information in a communication flow between the host and device*" (USB 2.0 Specification (27 April 2000), p. 5).
- The description also gives the functional devices their own USB endpoints, for example, Control HID 51 is "*a mirror of additional HID USB endpoints that the Group 90 and the second peripheral devices 91-93 have exposed to the Base Unit 100*" ([0103]); the endpoints on the first peripheral device can be "*an exact copy of the ones of the second peripheral device 91-93*" ([0114]); [0102] refers to "*USB peripherals 91-93*"; and Fig. 17 (§48) shows functional device 90 as a "*USB Peripheral*" connected to the USB port of the base unit. The "*USB speakerphone endpoint 92*" in [0103], on which YEALINK relies (#2 §4.34), appears in the description of the first peripheral device and reads as an endpoint of that device. BARCO accepts that a functional device connected to the base unit "*has its own endpoints determined by its hardware*" (#5 §18).

- The OD in its preliminary opinion (§ 12.1) noted that the Patent relies on the well-known USB procedures and that Feature 1.c. indicates that the functional devices have USB endpoints. In this regard it should be noted that the OD (on 17 and 18 June 2026) did not admit AR PO-3B, which places the endpoints "*on the first peripheral device*", because "*the amendments led to an extension of the scope of protection under Article 123(3) EPC, in particular because the functional devices were no longer defined as having USB endpoints but any kind of endpoints*".
- The prosecution history, which, as mentioned, is used only as a cross-check, is consistent with this reading:
    - The qualification "*fixed or configurable*" does not require the first peripheral device either. Paragraph [0082], the passage given as basis for adding "*USB*" in examination (Barco's Reply of 28 February 2024 to the OD communication of 1 September 2023, p. 3), states that an endpoint "*can be configured to support different transfer types*" and that "*endpoints can be configured using middleware*"; the USB standard also provides for alternate settings of an interface "*that redefine the number or characteristics of the associated endpoints*" (USB 2.0 Specification (27 April 2000), 9.2.3, pp. 244–245).
    - "*Universal Serial Bus USB*" was added to Feature 1.c. (Claims filed 28 February 2024, p. 1, l.7) in answer to the third party's objection that Claim 1 defined "*functional devices having endpoints, without defining the context, e.g. as USB devices*" (Third Party Observation of 27 July 2023, point 6.3.1; BARCO's Reply of 28 February 2024 to the OD communication of 1 September 2023, p. 3). In the same letter, BARCO

distinguished WO '972 by "*configuring endpoints corresponding to the USB endpoints of the functional device directly on the first peripheral device*" (BARCO's Reply of 28 February 2024 to the OD communication of 1 September 2023, p. 5; #2 §4.71). As mentioned, the OD's refusal to admit AR PO-3B under Art. 123(3) EPC presupposes the same reading (OD minutes, p. 11).

- That embodiments with functional devices without a USB interface fall outside Claim 1 on this reading follows from the limitation to USB endpoints introduced in examination.

(iv) **Feature 1.d.**

"the processing device (160) having a memory, a display and an operating system (164), the base unit (100) comprising at least a transmitter and a digital processing engine, and wherein a first peripheral device (130) has a receiver"

81. This feature is uncontested and clear. The processing device is typically a participant's laptop/computer, but may also be a computer installed in the room. The base unit contains a digital processor (FPGA, CPU, GPU) and wireless transmitter. The first peripheral device (dongle) contains a wireless receiver.

(v) **Feature 1.e.**

"coupling the first peripheral device (130) to the processing device (160) via a serial connection and the first peripheral device (130) communicating with the processing device (160) via a generic communications protocol over the serial connection"

82. The parties dispute whether Feature 1.e. implies plug-and-play operation without driver installation or covers any serial connection operating with a generic communications protocol.

83. BARCO argues that the serial connection and generic protocol (typically USB) facilitate seamless plug-and-play operation using standard OS drivers without custom software installation, while YEALINK argues that this feature encompasses any connection for sequential (one bit at a time) transfer of data, such as USB, operating with any protocol that allows transfer of data without regard to its content. According to YEALINK, the feature does not require unwritten "*plug-and-play*" or auto-configuration limitations.

84. The Court holds that Feature 1.e. merely requires coupling the dongle to the laptop via a serial interface (such as USB) and communicating via a generic protocol over that link.

(vi) **Feature 1.f.**

"exposing and making available the one or more functional devices (90) by the base unit (100) to the first peripheral device (130) by exposing at least one of the one or more fixed or configurable endpoints of the one or more functional devices (90), by configuring one or more endpoints with descriptor fields, on the first peripheral device (130) to provide the functionality of the at least one of the one or more fixed or configurable endpoints of the one or more functional devices (90) to the processing device (160)"

85. The parties dispute what Feature 1.f. requires of the base unit and of the first peripheral device.

86. BARCO reads Feature 1.f., as the core inventive feature, as requiring the base unit to configure endpoints with descriptor fields on the first peripheral device. BARCO argues an active, decision-making role for the base unit. In this line of arguments the base unit detects/analyses connected functional devices and "*dynamically*" creates/configures new endpoints with descriptor fields on the first peripheral device (dongle). The USB channel from the laptop terminates at the dongle. This distinguishes the invention from passive end-to-end USB tunnelling or static USB enumeration. YEALINK disputes this approach and argues that Feature 1.f. describes standard USB enumeration and configuration. In standard USB, a host configures endpoints via descriptor fields. The Claim does not require any *dynamic* creation of *new* devices or selective filtering of bandwidth/resolutions. Alternatively, it covers tunnelling and proxying as disclosed in the Patent ([0026], [0095]).

87. The Court holds that Feature 1.f. requires that the processing device uses the functional device through endpoints on the first peripheral device whose descriptor fields are provided by the base unit and derived from the USB endpoints of the functional device, so that they present those endpoints to the processing device, as a copy or in adapted form. It does not require a selection of functionalities, endpoints that differ from those of the functional device, bandwidth adaptation or reconfiguration at runtime. It is not met by a first peripheral device whose endpoints are preset irrespective of the functional devices connected to the base unit, even if the base unit determines which of the preset configurations is presented, or by an end-to-end tunnel without endpoints configured on the first peripheral device. The Court applies the following reasoning:

- *Active role of the base unit:* The Claim phrasing *"by the base unit (100) to the first peripheral device (130) by exposing... by configuring..."* requires that the base unit actively participates in initiating or providing the configuration/descriptor information that enables the first peripheral device to expose the functional device endpoints. This means that the first peripheral device presents descriptor fields that the base unit has provided on the basis of the endpoints of the functional devices connected to it ([0114]–[0116]). A first peripheral device whose endpoints are preset irrespective of the functional devices connected to the base unit does not meet the feature, even if the base unit selects or activates them (see §88).
- *No unwritten bandwidth/selection limitations:* The Claim does *not* recite an explicit filtering, resolution-selection, or bandwidth-adaptation step. The examples of selecting/mixing in the description (e.g., [0099], [0130]) are specific embodiments and do not limit the generic Claim language.
- *New endpoints and runtime changes:* The feature does not require endpoints that differ from those of the functional device, or reconfiguration at runtime. The endpoints "*can be an exact copy of the ones of the second peripheral device 91-93 connected to the Base*

Unit 100 or can be dedicated specified endpoints" ([0114]), and [0116] is permissive ("*can be determined*").

- *Location of configured endpoints:* Feature 1.f. requires that the endpoints that provide the functionality of the functional device to the processing device are configured with descriptor fields *on the first peripheral device* so that the processing device can access them. On either linguistic reading, the configuring is the means by which the endpoints of the functional devices are exposed on the first peripheral device, and only endpoints of the device coupled to the processing device can "*provide the functionality ... to the processing device*" over the serial connection (Feature 1.e) and carry the data to it (Feature 1.g). Both parties accept that endpoints are located on the device that presents the USB interface (see also [0114]–[0116], [0140] and Fig. 17).
- *Configuring with descriptor fields:* The expression means setting the descriptor values that define the endpoints on the first peripheral device, as the Patent explains ([0025], [0090]). It does not refer to the selection of a configuration by the USB host during enumeration, after which "all of the endpoints in this configuration have taken on their described characteristics" (USB 2.0 Specification (27 April 2000), 9.1.2, step 8, p. 244), as the OD assumed in its preliminary opinion (§12.4). In the claimed method, the host of the first peripheral device is the processing device, not the base unit, and on that reading the words "*by the base unit*" and "*with descriptor fields*" would add nothing.
- *Tunnelling:* The data may be tunnelled between the base unit and the endpoints configured on the first peripheral device: [0095], item 1, describes "*tunnelling* the packets from the base unit to the endpoints of the one to more of the first peripheral devices or user processing devices", and [0026] the transfer of the unaltered data by tunnelling. An end-to-end tunnel in which no endpoints are configured on the first peripheral device does not meet the feature.

88. As such the Claim wording requires the base unit to expose the endpoints of the functional devices "*by configuring one or more endpoints with descriptor fields, on the first peripheral device (130) to provide the functionality*" of those endpoints. Descriptor fields that are preset in the first peripheral device irrespective of the functional devices do not provide that functionality; at most, they are activated. The Court notes that BARCO itself applies this reading for validity, namely descriptors that are "*invariable regardless of which functional devices are connected to the base unit*" are not configured by the base unit (#5 §25). Since one construction applies to validity and infringement, BARCO cannot rely on a wider reading of Feature 1.f. for infringement.

(vii) **Feature 1.g.**

"transmitting data from the one or more functional devices (90) to the base unit (100), transmitting the data from the base unit (100) to the first peripheral device (130) over the wireless communications network (127), and transmitting the data from the first peripheral device (130) to the processing device (160) via the one or more exposed fixed or configurable endpoints using the generic communications protocol for communication between the processing device (160) and the first peripheral device (130)"

89. Feature 1.g. is clear and not really disputed. It defines a sequential three-stage data flow path in a four-device infrastructure: (1) functional device (90) to base unit (100), (2) base unit (100) to dongle (130) over the wireless network, and (3) dongle (130) to processing device (160) via the exposed endpoints over the generic serial link. The transmission to the processing device must occur *via the exposed fixed or configurable endpoints* established pursuant to Features 1.c and 1.f.

VI.A.5.b. Claim 6

"The method according to any one of claims 1 to 5, further comprising presenting the at least one fixed or configurable endpoint of the one or more functional devices exposed on the first peripheral device as one of a human interface device, a mass storage device, a composite device, a microphone, a speakerphone, a speaker, a display, a touchscreen, a projector, a camera, a video camera, or a webcamera."

90. The parties dispute what "*presenting ... as*" adds to Claim 1.

91. BARCO argues that "*Presenting*" means making the endpoints of the functional devices visible and usable by the operating system and applications of the processing device as one of the listed device types. YEALINK argues that the Patent does not define "*presenting*" and uses it in different senses ([0008], [0031], [0050], [0053], [0073], [0129], [0131], [0133]). YEALINK further argues that BARCO's definition merely repeats its explanation of Claim 1 and leaves the term without content. Finally, YEALINK argues that Claim 6 presupposes that an endpoint of the functional device is exposed on the first peripheral device.

92. The Court holds that the object and the complement of "*presenting*" determine its meaning: what is presented is the endpoint of the functional device as exposed on the first peripheral device (Features 1.f and 1.g), and it is presented "*as*" a device of one of the listed types. Claim 6 thus concerns the device type under which the processing device recognises and drives the exposed endpoint, in USB terms its device or interface class. That is the sense of [0050], [0129] and [0131], where the display 126 is "*not presented as a display but as an HID endpoint*". The type need not be that of the functional device. The description uses mass storage and HID endpoints with a generic driver of the operating system "*without the host processing device 160 being aware that the final device is a functional device like a camera*" ([0127](a); see [0018]–[0023], [0079]); presenting a camera as a camera is also covered ([0127](b)). As such Claim 6 concerns how the exposed endpoint is presented, not which functional devices Claim 1 covers; for the latter, see Feature 1.a. The list is closed ("*one of*"), but it comprises the device types named for the functional devices ([0017]) together with the generic HID, mass storage and composite device classes. In practice, Claim 6 adds little to Claim 1, since an exposed endpoint will normally be presented as one of these types.

VI.A.5.c. Claim 11

"The method according to any of the claims 1 to 10, wherein the generic communications protocol comprises a Universal Serial Bus, USB, protocol."

93. The Parties dispute whether Claim 11 has content of its own, which depends on the construction of Feature 1.c.

94. BARCO argues that Feature 1.c. defines USB endpoints on the first peripheral device, while Feature 1.e. defines how the first peripheral device and the processing device communicate, by a generic protocol over a serial connection. In this regard, BARCO argues that the features are "*logically distinct*", and Claim 11 narrows the generic protocol to USB. YEALINK argues that the generic communications protocol of Feature 1.e. is the protocol between the first peripheral device and the processing device. YEALINK further argues that since Claim 11 limits it to USB, Claim 1 cannot already require USB communication between them, as it would if Feature 1.c. placed USB endpoints on the first peripheral device. Finally, YEALINK argues that on BARCO's reading, it would remain open whether those endpoints play any role in the communication with the processing device.

95. The Court holds that Claim 11 limits to USB the generic communications protocol of Feature 1.e. (i.e. the protocol used over the serial connection between the first peripheral device and the processing device, including for the transmission "*via the one or more exposed fixed or configurable endpoints*" (Feature 1.g)). The description provides USB as the example of that connection ([0105]: "*a serial connection such as a USB connection for example*"), and in examination (used as a cross-check) BARCO described USB as "*a standard specifying both a physical connection and a communication protocol*" and as an example of the generic communications protocol. On the reading of Feature 1.c. above, under which the functional devices have USB endpoints of their own, Claim 11 does have content of its own. Claim 1 requires USB on the side of the functional devices, but not between the first peripheral device and the processing device. On BARCO's reading of Feature 1.c, Claim 1 would already require it (see Feature 1.c. above). BARCO's answer that Features 1.c and 1.e are "*logically distinct*" does not address how USB endpoints on the first peripheral device could provide the functionality to the processing device without USB communication between the two.

VI.A.5.d. Claim 12

"A system comprising a network adapted to carry out the method steps of any of the claims 1 to 11."

96. The parties dispute (i) whether the system or the network must be adapted to carry out the method steps, (ii) what the system comprises, and (iii) how far the features of Claim 1 limit a product claim.

97. BARCO argues that, read with the description, the system includes the network but is not limited to it. The system, formed by the meeting-room set-up, "*could*" encompass the processing devices, the first peripheral device, the base unit and the functional devices (Fig. 1). Therefore, the network may be the wireless communications network (127) and "*adapted to carry out the method steps*" qualifies the system as a whole, which may comprise several networks. Regarding the product claim, BARCO argues that this should indeed be read together with Claim 1 where the meeting room context is part of the method itself (as a technical feature). YEALINK argues that the wording of Claim 12 suggests that the network must be adapted; as Claim 1 places no restriction on the network, any wireless network meets Claim 12, which "*effectively protects a wireless network, nothing more*". As a product claim, it requires only suitability for use in a meeting context.

98. The Court holds that regarding the issues at dispute:

(i) and (ii) (see §96)

whether "*adapted*" refers to the system or to the network makes little difference. In the Patent, a network includes its nodes. The base unit is a base unit "*of a wireless communications network*" (Claim 1), and the software can be compiled for "*a processing engine in any of the servers or nodes of the network*" ([0150]). A network adapted to carry out the steps of Claim 1 is therefore one whose devices, at least the base unit and the first peripheral device communicating over the wireless network, are configured to carry out those steps. "*Adapted*" requires that they are so configured, not merely that they could be made to be.

(iii) (see §96)

First of all, it should be noted that Claim 12 is met by a system adapted to carry out the steps once functional devices are connected to the base unit and the first peripheral device is coupled to a processing device. Further, in its assessment of Feature 1.a. the Court held that the meeting room context is part of the method itself (to be understood as a technical feature - §72). The system adapted to carry out the method is defined by the method as claimed, including the arrangement of Feature 1.a. (a base unit serving the functional devices of a meeting room, and a first peripheral device for the processing device through which a participant takes part in the meeting). YEALINK's reading that any wireless network meets Claim 12 (#4 §3.58) disregards that the network must be adapted to carry out every step of Claim 1, including the meeting room context (Feature 1.a.), the exposing of Feature 1.f. and the transmissions of Feature 1.g. A wireless network as such is not.

VI.A.5.e. Claim 13

"A computer program product comprising instructions for carrying out the method of any one of claims 1 to 11 when the instructions are executed by a processing system."

99. The parties dispute what the "*processing system*" is, and which steps the instructions must carry out.

100. BARCO argues that Claim 13 is directed to a computer program product comprising instructions for a processing system to carry out the method of Claims 1 to 11 when executed by it. YEALINK argues that Claim 13 requires a processing system that carries out all steps of claims 1 to 11 and holds that BARCO defines neither "*processing system*" nor "*computer program product*".

101. The Court holds that "*(a) processing system*" is not limited to one processor or one device. The description provides for the software of the computer program product being "*loaded onto the respective device or devices and executed on one or more processing engines*" ([0145]–[0149]) and "*compiled for a processing engine in any of the servers or nodes of the network*" ([0150]; see also [0141], [0143]). The processing system can therefore be formed by the processors of the devices that carry out the method.

102. Finally, when construing Claim 13, the Court refers to its assessment of the meeting room context as part of the method (technical feature) (§72) which should also be taken into consideration when interpreting the "*instructions for carrying out the method*".

VI.A.6. *Summary Claim Construction*

103. The construction of Claim 1 (focused on the terms subject of the discussion) is represented in the table below:

Feature	Core construction issue	The Court's Claim construction
1.a	"*meeting room*" "*processing device of the meeting participant*"	Feature 1.a. defines the relation between the functional devices of the meeting room and the processing device through which a participant takes part in the meeting; implies at least two participants. "*Meeting room*" is part of the method and should be understood as a technical feature of the invention. "P*rocessing device of the meeting participant*" is defined by its function in the meeting, not by who owns the device. It is the device through which a participant takes part in the meeting and works with the functional devices of the room, whether the participant has brought it or it is installed in the room. Ownership has no technical significance and is not decisive. Further, Feature 1.a. does not require the participant or the processing device to be in the meeting room, since meetings may include participants elsewhere.
1.b	Connection of functional device to base unit	Requires an electrical/logical connection; does not exclude integration within a common housing if distinct functional units exist.
1.c	Entity having USB endpoints	The functional device(s) themselves have USB endpoints. The endpoints of Feature 1.c. are not those on the first peripheral device.
1.d	Hardware elements	Conventional interpretation: processing device (e.g. a laptop), base unit with processing engine and wireless transmitter, dongle with receiver.

Feature	Core construction issue	The Court's Claim construction
1.e	Coupling and protocol	Coupling over serial connection using a generic communication protocol (e.g., USB).
1.f	"*Exposing... by configuring endpoints with descriptor fields*"	Dongle endpoints whose descriptor fields are provided by the base unit and derived from the USB endpoints of the functional device (copy or adapted); preset descriptors, even if selected or activated by the base unit, not covered; no selection, new endpoints or runtime reconfiguration required; tunnelling of the data covered, end-to-end tunnel without configured dongle endpoints not.
1.g	Three-stage transmission path	Sequential transmission from (1) functional device to base unit, (2) base unit to dongle over the wireless network, and (3) dongle to processing device (laptop) via the exposed endpoints. Data flow from the functional device to the processing device.

104. Claim 6 requires that the endpoint exposed on the first peripheral device is presented to the processing device as one of the listed device types, which need not be the type of the functional device. Claim 11 limits the protocol between the first peripheral device and the processing device to USB; it has content of its own on the reading of Feature 1.c. Claim 12 requires a system whose devices, at least the base unit and the first peripheral device, are configured to carry out the steps of Claim 1; the functional devices and the processing device need not form part of it. Claim 13 requires one product comprising instructions which, executed on the processors of the devices concerned, carry out the steps of the method performed by software. For Claims 12 and 13, the meeting context is to be considered as part of the method and not a mere requirement of suitability.

VI.B. *Patentability of the Main Request*

105. The following references are used hereafter:

Document	Reference
US 2008/0168118 A1	US '118 or Hickey
US 6,636,929 B1	US '929 or Frantz
WO 2012/128972 A1	WO '972 or Scragg
EP 3 099 009 A1	EP '009 or Brands
US 2015/0169477 A1	US '477 or Beel
US 2016/0191575 A1	US '575 or Jain

106. YEALINK seeks revocation of claims 1, 6, 11, 12 and 13. It relies on the following grounds and documents:

- Lack of novelty (Art. 138(1)(a), 54 EPC) over US '118, US '929, WO '972, EP '009 and US '477.
- Lack of inventive step (Art. 138(1)(a), 56 EPC) starting from EP '009, US '477, US '575, and US '118, US '929 or WO '972.
- Added matter (Art. 138(1)(c), 123(2) EPC) over the application as filed.
- Insufficiency of disclosure (Art. 138(1)(b), 83 EPC).

VI.B.1. *Added Matter*

107. Pursuant to Art. 138(1)(c) EPC, a European patent may be revoked if its subject-matter extends beyond the content of the application as filed or, if it was granted on a divisional application, beyond the content of the earlier application as filed.

The Court must assess whether Claim 1 as granted, an amended version of original method Claim 16 of WO 2019/129696 A1 (WO '696), extends beyond the application as filed in Feature 1.f. Claims 6, 11, 12 and 13 are attacked only through Claim 1.

108. The legal standard to be applied is what the skilled person, using common general knowledge and seen objectively and relative to the date of filing, would derive directly and unambiguously from the whole of the application as filed, including what is implicitly disclosed. The Court of Appeal UPC regards this as the same test as the "*gold standard*" of G 2/10 (CoA UPC 14 February 2025, UPC_CoA_382/2024 (*Abbott v Sibio*) and CoA UPC 25 November 2025, UPC_CoA_528/2024 (*Amgen v Sanofi*)). In order to assess whether there is added matter contrary to Art. 123(2) EPC, the Court must thus first ascertain what the skilled person would derive directly and unambiguously using his common general knowledge and seen objectively and relative to the date of filing, from the whole of the application as filed, whereby implicitly disclosed subject-matter, i.e. matter that is a clear and unambiguous consequence of what is explicitly mentioned, shall also be considered as part of its content (Court of Appeal UPC, 25 November 2025, UPC_CoA_528/2024 (*Amgen v. Sanofi*), §54; Court of Appeal UPC, 14 February 2025, UPC_CoA_382/2024 (*Abbott v. Sibio*), §52). Accordingly, literal support is not required to comply with Art. 138(1)(c) EPC. Neither is it required that all features of the claim can be found in one paragraph or one example of the application (Court of Appeal UPC, 25 November 2025, UPC_CoA_528/2024 (*Amgen v. Sanofi*), §90). The assessment of whether there is added matter is a question of law to be decided on the basis of the facts brought forward by the parties. The facts are the relevant claims and the application as filed. Since the test is whether the relevant claims have basis in the application as a whole, the Court is allowed to look at the entire document (Court of Appeal UPC, 25 November 2025, UPC_CoA_528/2024 (*Amgen v. Sanofi*) headnote 4). One situation where added matter may arise is when claimed subject-matter is obtained by importing one or more features from a certain embodiment in the application into a claim, while omitting one or more other features of this embodiment which were presented in combination with the imported feature(s) in the disclosure of this embodiment. This is referred to as an "*intermediate generalisation*". This is generally considered to be unallowable if there is a clearly recognisable functional or structural relationship among the omitted feature(s) and the claim features, also referred to as an "*inextricable link*" between the omitted feature(s) and the claim features (Court of Appeal UPC, 13 August 2026, UPC_COA_884/2025 (*Sibio v. Abbott*) headnote 1).

109. In the following table, text added in Claim 1 is underlined and text deleted from Claim 16 is ~~struck through~~:

Feature	Claim 1 as granted compared with Claim 16 as filed
1.a	A method for ~~connecting a processing device to a functional device~~ making one or more functional devices in a meeting room available to a processing device of a meeting participant,
1.b	the one or more functional devices being connected to ~~or in~~ a base unit of a wireless communications network,
1.c	the one or more functional devices having one or more fixed or configurable Universal Serial Bus USB endpoints, an endpoint comprising a data source or a data sink,
1.d	the processing device having a memory, a display and an operating system, the base unit ~~having~~ comprising at least a transmitter and a digital processing engine, and ~~the~~ wherein a first peripheral device ~~having~~ has a receiver, the method comprising:
1.e	coupling ~~a~~ the first peripheral device to the processing device via a serial connection and the first peripheral device communicating with the processing device via a generic communications protocol~~,~~ over the serial connection;
1.f	exposing and making available the one or more functional devices by the base unit to the first peripheral device by ~~providing~~ exposing at least one of the one or more fixed or ~~a~~ configurable endpoints of the ~~functional device~~ one or more functional devices, by configuring one or more endpoints with descriptor fields, ~~exposed~~ on the first peripheral device to provide the functionality of the at least one of the one or more fixed or configurable endpoints of the one or more functional devices to the processing device;
1.g	transmitting data from the one or more functional devices to the base unit, transmitting the data from the base unit to the first peripheral device over the wireless communications network, and ~~receiving~~ transmitting the data ~~at~~ from the first peripheral device ~~over the communications network from the functional device~~ to the processing device via the ~~at least one~~ one or more exposed fixed or configurable endpoints using the generic communications protocol for communication between the processing device and the first peripheral device.

110. YEALINK holds that Feature 1.f. has no direct and unambiguous basis in WO '696. Original Claim 16 required only that an endpoint of the functional device be provided on the first peripheral device. Claim 1 as granted requires the base unit to expose the functional devices, by exposing at least one of their endpoints on the first peripheral device, by configuring endpoints with descriptor fields. More specifically YEALINK's objections can be summarized as follows:

- there is no basis for the sequence of exposing the functional device by exposing endpoints, and exposing endpoints by configuring endpoints with descriptor fields on the first peripheral device. In #4, YEALINK appears to accept that the application discloses the exposing of the functional device by the base unit and that exposing a device means configuring endpoints with descriptor fields. YEALINK objects to the step in between, the exposing of the endpoints of the functional device on the first peripheral device as the means of exposing the functional device;
- "*configuring*" is not a permissible generalisation of "*interpreting, processing and translating*";
- the application does not disclose endpoints being configured on the first peripheral device beyond ordinary enumeration, and the passage under which the endpoint information can be stored on the first peripheral device and set up by its firmware ([0115]) contradicts BARCO's reading that the base unit configures the endpoints;

- conditionally, if novelty rested on a configuration step on the first peripheral device going beyond the enumeration of descriptors provided by the base unit, that step would lack a basis; the application provides, "*if at all*", for sending descriptor information from the base unit to the first peripheral device, "*nothing more*";
- the OD's preliminary view depends on reading the formulation of Feature 1.f. as paraphrases rather than as a succession of causal relationships.

111. BARCO holds that the application as filed discloses every element of Feature 1.f. Original claims 1 and 16 already recite an endpoint "*of the functional device exposed on the first peripheral device*" (p. 41, ll. 9–10; p. 43, ll. 3–4). The verb "*configures*" is taken from p. 3, ll. 28–32 ([0025]), which equates exposing a device with configuring endpoints with descriptor fields; "*interpreting, processing and translating*" ([0095], item 2) is a complementary disclosure on data handling, not the basis relied on. The base unit takes the role of the exposing device (p. 18, ll. 4–8; [0095]), and p. 27, l. 23 to p. 28, l. 8 ([0114]–[0116]) links configuration with exposure: the base unit determines which endpoints the first peripheral device exposes and creates the configuration, which the first peripheral device sets up through its firmware, and "*once configured, the USB endpoints will expose second peripherals devices 91-93*". The four basic methods (p. 31, ll. 5–17; [0127](b)–(d)) and Figs. 6, 7 and 17 show endpoints of the functional devices on the first peripheral device (#3 § 713–721, 724, 726; #5 §273–276). The three levels of Feature 1.f. are not a hierarchy of discrete causal steps but "*the same act described at different levels of technical granularity*"; even if they were read as a causal sequence, each step is disclosed (#5 §272, 277–278). YEALINK's conditional objection conflates added matter with novelty and inventive step (#3 §727; #5 §279).

112. The Court holds that, for the following reasons, Claim 1 as granted does not extend beyond the application as filed:

- YEALINK appears to have accepted that the application discloses the exposing of the functional devices by the base unit and that exposing a device means configuring endpoints with descriptor fields. Thus, YEALINK's objections appear limited to the step in between (#4 §10.2–10.4). That step has a literal basis. Original claims 1 and 16 recite "*at least one fixed or a configurable endpoint of the functional device exposed on the first peripheral device*" (p. 41, ll. 9–10; p. 43, ll. 3–4), and the description repeats it, for example in the four basic methods "*to have an endpoint on the first peripheral device of a functional device connected with or in the base unit 100*" (p. 31, ll. 5–17; [0127](b)–(d)).
- The application also links the three levels of Feature 1.f. The base unit exposes and makes available a functional device to the first peripheral devices (p. 18, ll. 4–8; [0095]), for example by mimicking it at the first peripheral devices' end, meaning "*that the same device is exposed in the endpoints as the second peripheral device connected with the base unit*" (p. 18, ll. 16–21; [0095], item 2). Exposing a device means that the device that exposes it "*configures one or more endpoints with specific descriptor fields*" (p. 3, ll. 28–32; p. 16, ll. 6–7; [0025], [0090]), and original claims 4 and 20 provide that exposure is, or

can be, "*implemented with descriptor fields*" (p. 41, ll. 22–23; p. 43, ll. 19–20). In the embodiment at p. 27, l. 23 to p. 28, l. 8 ([0114]–[0116]), the three levels come together, viz. the base unit decides which endpoints the first peripheral device exposes and can "*create a configuration for the relevant USB endpoint on the first peripheral device 130*"; the endpoints are configured at pairing or over the wireless connection; and, "*once configured, the USB endpoints will expose second peripherals devices 91-93*", if desired as "*an exact copy*" of their endpoints.

- Whether the formulation "*by exposing ..., by configuring ...*" is read as paraphrases (Preliminary Opinion OD, § 17.4) or as a chain of means, does not have a bearing in this added matter assessment. The skilled person derives from Feature 1.f. no technical information that the application as filed did not provide.
- The "*specific device*" of p. 3, ll. 28–32 and p. 16, ll. 6–7 is any device that exposes another device. The application gives that role to the base unit (p. 18, ll. 4–8; p. 28, ll. 4–8). The objection that "*configuring*" generalises unallowably "*interpreting, processing and translating*" (#2 §13.4) misses the basis relied on: "*configures*" is the verb of p. 3, ll. 28–32 and p. 16, ll. 6–7, while item 2 at p. 18, ll. 16–23 describes one of several ways of handling the signals of the functional devices (#3 §724).
- Feature 1.f. takes its terms from the general part of the application and from the original claims, not from the embodiment at pp. 27–28 alone. Leaving out the further details of that embodiment, such as configuration at pairing or the analysis of the connected devices by the base unit, adds no technical information.
- Whether [0115], under which the endpoint information "*can be stored on the first peripheral device 130 and can be set up by firmware of the first peripheral device 130*" (p. 27, l. 34 to p. 28, l. 2), is compatible with a configuration by the base unit (#2, §13.6) is a question of construction, not of added matter.
- The conditional objection (#2, § 13.7; #4 § 10.6) depends on the construction of Feature 1.f. On the adopted claim construction, Feature 1.f. requires that the descriptor fields of the endpoints on the first peripheral device are provided by the base unit and derived from the endpoints of the functional devices, as a copy or in adapted form. It does not require a selection of functionalities, endpoints that differ from those of the functional device or reconfiguration at runtime. That is what p. 27, l. 23 to p. 28, l. 8 describes (the endpoints being *"an exact copy of the ones of the second peripheral device 91-93"* or *"dedicated specified endpoints"*), and YEALINK itself reads the application as providing, "*if at all*", for sending descriptor information from the base unit to the first peripheral device (#4 §10.6). The objection therefore does not arise. It would gain weight only if Feature 1.f. were read as requiring the dynamic creation of new endpoints, a reading which is not accepted by the Court's claim construction.
- The other amendments to Feature 1.f. made in examination are not challenged by YEALINK and raise no concern. "*Descriptor fields*" is the term of the application itself (p. 3, l. 29; p. 16, ll. 6–7; original Claims 4 and 20), and the deletion of "*specific*" removes no technical limitation.

113. As Claim 1 as granted does not extend beyond the application as filed, Claims 6, 11, 12 and 13, which are attacked only through Claim 1, do not either.

VI.B.2. *Novelty*

114. The case law of the Court of Appeal UPC (i.a. Court of Appeal UPC, 21 October 2026, UPC_CoA_582/2025 (*Guccio Gucci S.p.A. v. Agfa NV*); Court of Appeal UPC, 2 June 2026, UPC_CoA_312/2025 etc. (*Kodak v. Fujifilm*); Court of Appeal UPC, 14 February 2025, UPC_CoA_382/2024 (*Abbott v Sibio*); Court of Appeal UPC, 25 September 2024, UPC_CoA_182/2024 (*Mammut v Ortovox*)) provides the following guidelines when assessing novelty:

- According to Art. 54(1) EPC, an invention is considered new if it does not form part of the state of the art.
- The state of the art, in accordance with Art. 54(2) EPC, shall be held to comprise everything made available to the public by means of a written or oral description, by use, or in any other way, before the date of filing of the European patent application.
- A single piece of prior art takes away the novelty of a claim only if it directly and unambiguously discloses all its features, explicitly or implicitly, in one embodiment, unless the document itself links its passages. Implicit disclosure covers only what the skilled person would understand to be necessarily present. A generic disclosure does not anticipate a specific feature, and what would have been obvious belongs to inventive step.
- The disclosure of the prior art document as a whole must be considered. However, the content of a prior art document must not be treated as a reservoir from which features may be drawn to create a particular embodiment, but rather different passages in a document may only be combined if there is a clear and unmistakable teaching suggesting this.
- A technical teaching does not form part of the state of the art if it differs in at least one of its known features from what is already known in the state of the art. Only that what the skilled person, using his common general knowledge at the relevant filing or priority date, would derive directly and unambiguously from a single piece of prior art is considered to be anticipated thereby.
- A feature may also be disclosed implicitly, but this requires that the skilled person would objectively consider such feature to be necessarily implied in the explicitly disclosed content, i.e. matter that is a clear and unambiguous consequence of what is explicitly mentioned, shall also be considered as part of its content. Knowledge that a skilled person only acquires as a result of further deliberation beyond this cannot be considered a direct and unambiguous disclosure.
- The claimant (regarding the revocation action or defence) bears the burden of proof (Art. 54 UPCA).

VI.B.2.a. Novelty over US '118 (HICKEY)

115. US '118 describes a USB-based KVM (Keyboard, Video, Mouse) system: peripherals connected to a Digital User-Station (DUS 500) are made available over network 100 to a target device 300 through a Digital Interface Pod (DIP 400) plugged into it ([0013], [0455]–[0456]; see the figure below). The system carries video and audio from the target device to the user station and makes the peripherals at the user station available to the target device ([0455]–[0457]).

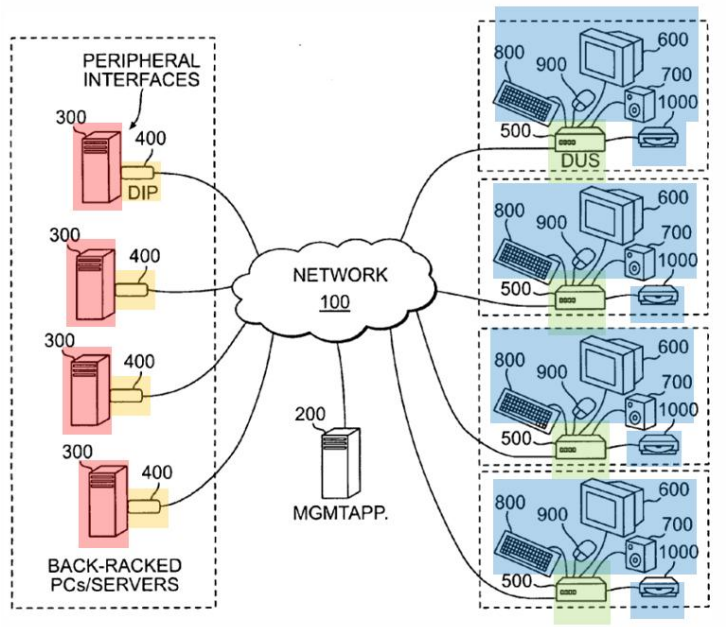

US'118 Figure 1.b. (with YEALINK's colouring)

116. YEALINK's proposed mapping is the following:

- the target device 300 = processing device (red)
- The DIP 400 = first peripheral device (yellow)
- The DUS 500 = base unit (green)
- The Peripherals 600-1000 = functional devices (blue)

117. A figure relied upon by YEALINK regarding its non-novelty argument is Fig. 19 (US'118 Desktop and Matrix Configuration), presented below:

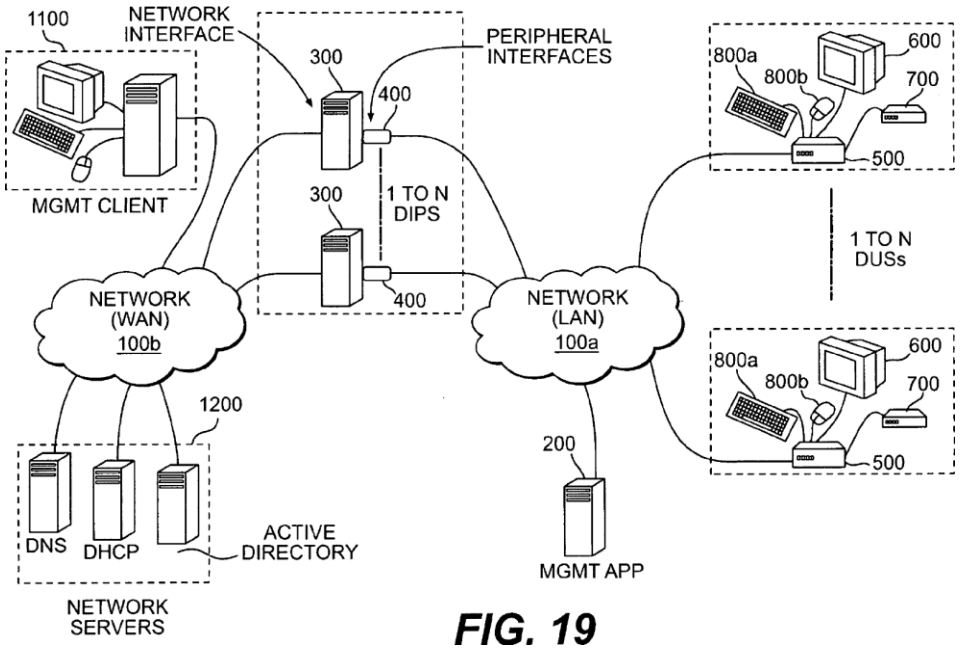

FIG. 19

118. The Court holds that Claim 1 is novel over US'118 for the following reasons:

- In US'118 (using YEALINK's mapping), the target device is a server that one user operates remotely from a user station. It is not a device through which a participant takes part in a meeting as disclosed in the Patent, and nothing of a meeting room is made available to it.
- In US '118, the user works at the DUS, with the monitor, keyboard, mouse and other peripherals connected to it ([0457]), but the computer that runs the operating system and the applications is the target device, typically back-racked in a server room ([0013], [0456]). The keystrokes and mouse movements must reach that computer, which accepts input only from devices it sees as connected to it. The DIP therefore presents the user's peripherals to the target device as USB devices, a composite HID device ([0572], [0583]), which the target device enumerates and uses with its standard drivers; its video and audio output is captured by the DIP and returned to the DUS ([0455]). US '118 thus extends one user's desk to a distant computer, while in the Patent, the relation between user, computer and peripherals is the reverse:

	US '118	**The Patent**
Where the user is	At the peripherals (DUS)	At the processing device (laptop 160)
Where the computer is	Remote (target device 300, in a rack)	With the user
What is made available over the network	One user's own peripherals, to a remote computer	The shared devices of the meeting room, to each participant's own processing device
Who uses the peripherals	One user, who controls the session	Several participants, who share the room's devices

- At the oral hearing, YEALINK relied on the shared connection described in paragraphs [0367] and [0368]. Fig. 19 shows the Desktop and Matrix configuration: one to N user

stations, each with a DUS 500 and its monitor, keyboard, mouse and audio device, connected over a LAN to one to N DIPs 400, each plugged into a server 300 ([0354]–[0356], [0436]). In Matrix mode, more than one DUS can be connected to one target PC, "*known as a shared connection*" ([0367]); "*each DUS user obtains the video and audio stream from the Target PC, however the Keyboard, Mouse and Mass storage device access can only be owned by one DUS user at a time*" ([0368]). The Court holds that this configuration does not disclose the meeting context in the sense of Feature 1.a. for the following reasons:

  - Several users watch the output of one server. What is shared is the server's video and audio, which flow from the target PC to the user stations. Nothing of a meeting room is made available to a device through which a participant takes part in a meeting.
  - The peripherals at the DUS are made available to the target PC by one user at a time, as in the single-user case. The sharing adds observers of the server, not participants to whose devices room equipment is made available.
- The shared connection also changes what would have to be considered the first peripheral device. If the DUS users are treated as the meeting participants, their processing devices would be at the DUSs. There is no first peripheral device there, since the users work at the DUS directly, with the monitor and peripherals connected to it. The only DIP is plugged into the shared server. The DUS would then be both the base unit and the participant's processing device, and the data would flow from the server to the participants instead of from the room's functional devices to a participant's processing device (Feature 1.g). With several DUSs, it would also be unclear which of them is the base unit, the base unit changing with the ownership of the keyboard and mouse.
- Therefore, US '118 does not disclose Feature 1.a. on either mapping. On YEALINK's mapping, the structure fits but the meeting context is missing, whereas on a mapping that looks for a meeting in the shared connection, the structure of Claim 1 no longer fits (i.e. the four devices and three-stage transmission path). Further, US '118 does not disclose the wireless network (Feature 1.b, the wireless parts of Feature 1.d. and the wireless leg of Feature 1.g).

119. For the sake of completeness, the Court points out that the OD appears to have treated Feature 1.a as disclosed in US'118 on its broad reading of that feature (§70), without recorded reasons as yet. That reading does not ask to which device the room's functions are delivered. As previously mentioned, the Court is not convinced that the reading of Feature 1.a is limited to a room suitable for a meeting only.

VI.B.2.b. Novelty over US '929 (FRANTZ)

120. US '929 concerns the remote management of a server, namely a management sub-system 150 in the server presents the peripherals of a remote management console 200 to the server as USB devices, emulated by USB function logic 180 (col. 1, ll. 34–37; col. 7, ll. 47–52; col. 10, l. 65 to col. 11, l. 9).

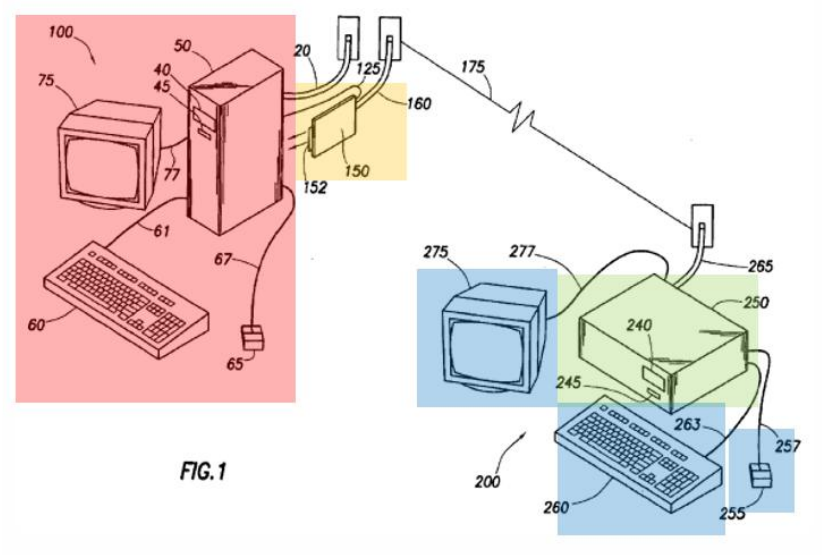

US'929 Figure 1 (with YEALINK's coloring)

121. YEALINK's proposed mapping is the following:

- managed server 100 = processing device (red)
- management sub-system 150 = first peripheral device (yellow)
- management console 200 = base unit (green)
- peripherals 255, 260, 275 = functional device (blue)

122. The Court holds that Claim 1 is novel over US'929 for the following reasons:

- Feature 1.a. is not disclosed: US '929 concerns "*controlling of a personal computer or server using a virtual management console that is remotely located*" from it (col. 1, ll. 34–37).
- Feature 1.c. is not disclosed. The keyboard and mouse of the console connect to the secondary bridge 290 (col. 12, ll. 38–40); the USB passages concern the server side (col. 8, ll. 58–62). That USB was common does not make it necessarily present.
- Feature 1.f. is not disclosed. In the preferred embodiment, the devices available at the console "*are predetermined*" and logic 180 "*is programmed with this information*" (col. 11, ll. 15–18). The device descriptor is "*pre-programmed*" (col. 13, ll. 39–43). The configuration registers are mentioned once (col. 11, ll. 18–21), without saying who sets them or with what. YEALINK's argument that the console does the configuration is an inference, not a direct and unambiguous disclosure. Preset descriptors do not meet Feature 1.f. on the adopted claim construction (§87-88), so that YEALINK's argument that BARCO is caught in a squeeze between validity and infringement does not assist.

VI.B.2.c. Novelty over WO '972 (SCRAGG)

123. WO '972, acknowledged at [0009] of the Patent, concerns USB device virtualisation. In the embodiment of Fig. 3, a USB device 304 plugged into a client computer 124 is made available, over a network using TCP/IP, to a target computer 102 through a virtual USB device controller

300 connected to it, which configures a virtual USB device 316 to emulate device 304 ([0032]–[0035]; see figures below). For Feature 1.b, YEALINK relies on the IEEE 802.11 link 134 described for the KVM system of Fig. 1 ([0019], [0023]).

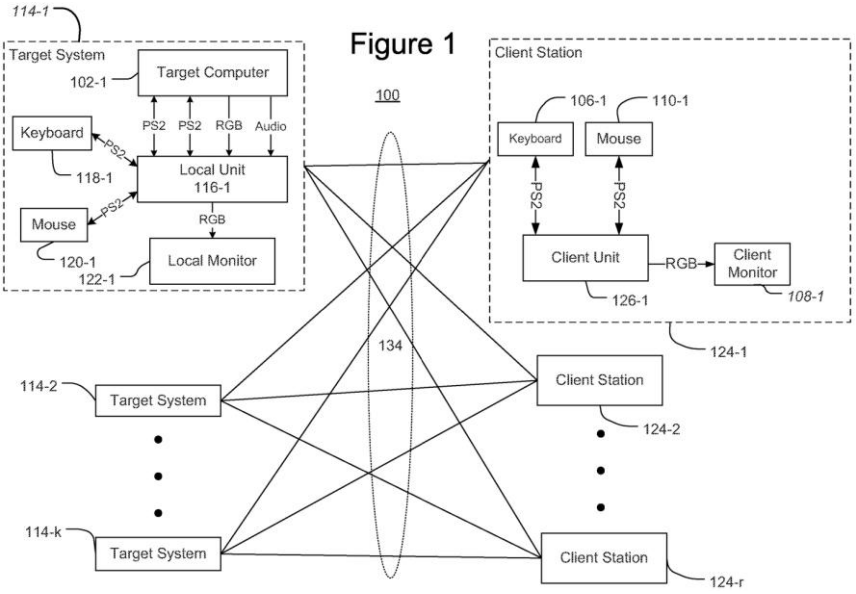

WO'972 Figure 1

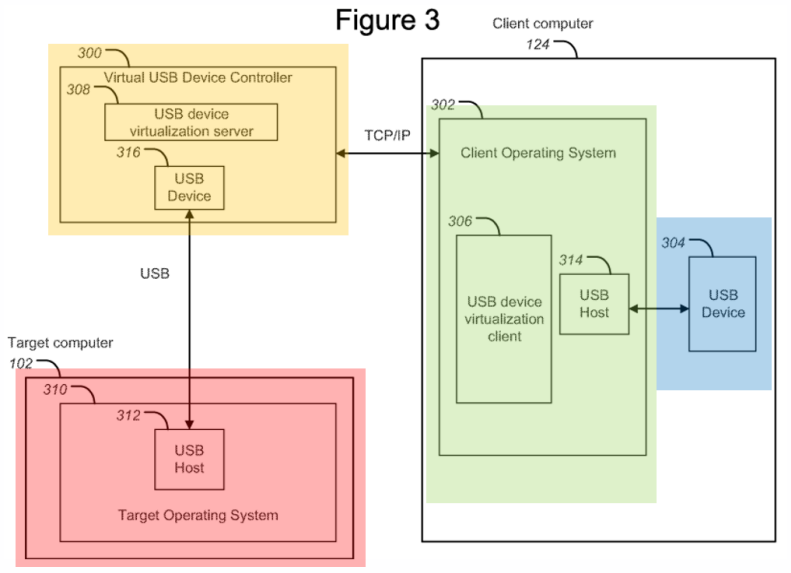

WO'972 Figure 3 (with YEALINK's coloring)

124. YEALINK's proposed mapping is the following:

- target computer 102 = processing device (red)
- virtual USB device controller 300 = first peripheral device (yellow)
- client computer 124 = base unit (green)
- USB device 304 = functional device (blue)

125. The Court holds that Claim 1 is novel over WO'972 for the following reasons:

- Feature 1.a. is not disclosed. WO '972 makes a user's USB device available to a computer "*anywhere in the world*" ([0015]). The document does not explicitly mention a meeting context which is part of the method.
- On the present record, a wireless network is not directly and unambiguously disclosed for the Fig. 3 embodiment. The 802.11 link 134 is described for the KVM system of Fig. 1 ([0023], [0026]). The description of Fig. 3 refers only to a network using TCP/IP ([0032]), which need not be wireless. As such Feature 1.b. and the wireless leg of Feature 1.g. are missing.
- As the meeting room context (Feature 1.a.) is missing, a feature that forms part of the construction of Claims 12 and 13, these latter claims are also considered novel over WO'972.

VI.B.2.d. Novelty over EP'009 (BRANDS)

126. EP '009, an earlier BARCO application acknowledged at [0006] of the Patent, concerns sharing content in a meeting room. The participants' processing devices 31 send content through connection units 47 plugged into them, over a network 50 that is wireless "*in this case*", to a base or display node 36 ([0090]–[0091]). YEALINK relies on the embodiment in which a camera 35 is connected to network 50 by a connection unit 52 ([0092]; see the figure below).

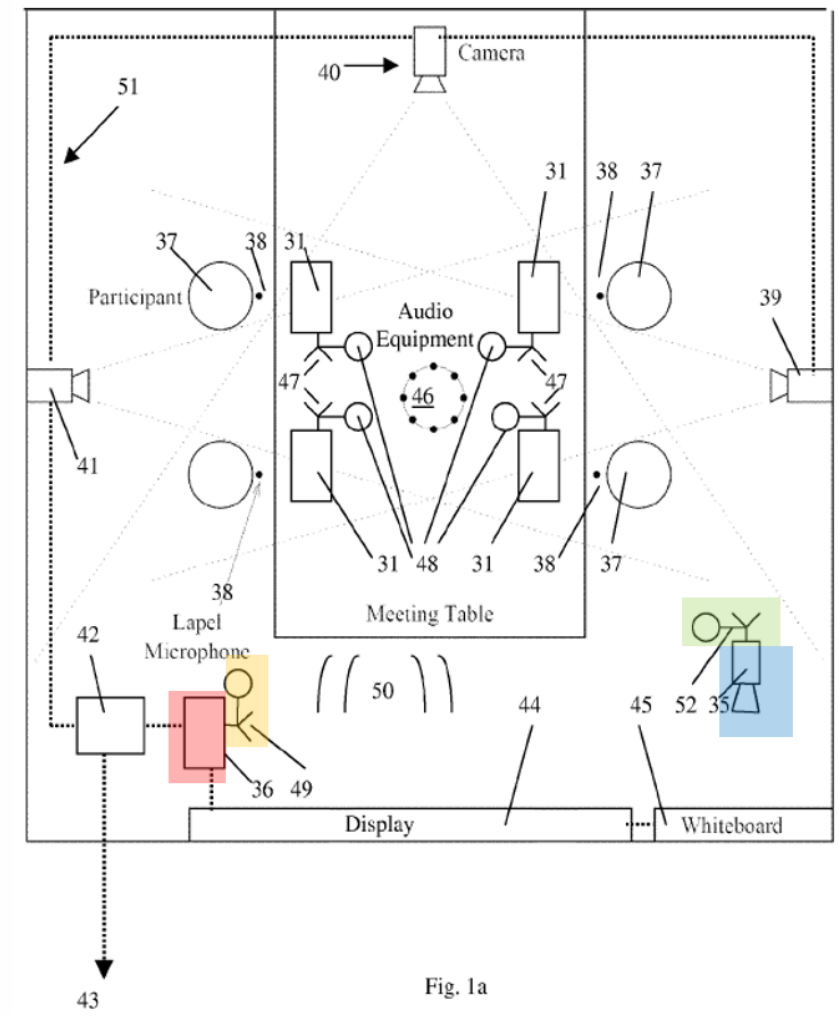

Fig. 1a

EP'009 Figure 1a (with YEALINK's coloring)

127. YEALINK's proposed mapping is the following:

- base node 36 = processing device (red)
- connection unit 49 = first peripheral device (yellow)
- connection unit 52 = base unit (green)
- camera 35 = functional device (blue)

128. The Court holds that Claim 1 is novel over EP'009 for the following reasons:

- Feature 1.f. is not disclosed. YEALINK appears to accept that EP '009 does not disclose descriptors provided by the base unit, unit 52, to unit 49 (#2 §11.133; #4 §8.89). Its broad reading rests on the enumeration of unit 49 by the host of node 36, that is by the processing device, which is not configuring by the base unit on the adopted claim construction. [0237] of EP '009 in contrast concerns writing configuration data on a connection unit by the base node, not descriptors.
- Features 1.c and 1.g are also not explicitly disclosed in combination. EP '009 does not say how camera 35 is connected to unit 52. USB is disclosed for the interface of the connection

units to their host ([0110], [0255]) and in a non-exhaustive list of plug-and-play interfaces ([0057]), not for camera 35. Nor does EP '009 describe camera data passing from unit 52 through unit 49 to node 36. The data can be "*recorded and stored digitally, e.g. in node 36 or elsewhere*" ([0094]), and Claim 1 of EP '009 has unit 52 communicate content "*to said base node (36)*", without unit 49, which is optional ([0091], [0097]).

VI.B.2.e. Novelty over US '477 (BEEL)

129. US '477, another BARCO application, contains the camera 35 embodiment of EP '009 ([0117]–[0137]) and, in addition, a virtual audio device on the connection unit ([0309]–[0319]).

130. YEALINK states that US ’477 is highly similar to EP '009 and comprises the same novelty-prejudicial embodiment as EP '009 where functional devices, such as camera 35, in a meeting room are made available to processing devices of meeting participants, such as base node 36. They state that Figs. 1a and 10 of US '477 are identical to Figs. 1a and 10 of EP '009 and, furthermore, that all the relevant passages of EP '009 cited above may be found in US '477 as well. Par. [0057] of EP '009 is fully included in par. [0077] of US '477. Pars. [0090] to [0110] of EP '009 correspond to pars. [0117] to [0137], respectively, with only minor modifications that do not affect to above arguments why EP '009 (and thus US '477) takes away novelty. Based on this identity of documents and “*(i)n the interest of not repeating*” itself, YEALINK refers to the arguments presented with respect to EP '009 that apply to US '477 *mutatis mutandis*.

131. The Court cannot accept such a line of arguments (without putting forward a concrete feature mapping) as it does not discharge the burden of proof.

132. Even if such a line of arguments were acceptable, the Court would refer to its holding regarding the novelty of the Patent over EP ’009 and apply its reasoning *mutatis mutandis*.

VI.B.3. *Inventive Step*

VI.B.3.a. Guidelines

133. A European patent is only validly granted for an invention if it involves an inventive step, that is, if, having regard to the state of the art, it is not obvious to a person skilled in the art (Art. 56 EPC). The Court applies the approach set out by the Court of Appeal UPC in its decisions of 25 November 2025 (Court of Appeal UPC, 25 November 2025, UPC_CoA_528/2024 and UPC_CoA_529/2024 (*Amgen vs Sanofi and Regeneron*) and; UPC_CoA_464/2024 (*Meril v Edwards)*), which involves the following steps:

Step 1: Establish the objective problem.
The objective problem is established first, from the perspective of the skilled person with the common general knowledge at the priority date, by establishing what the invention

adds to the state of the art. This is done not by looking at the individual features of the Claim, but by considering the Claim as a whole in the context of the description and the drawings, together with the inventive concept underlying it. The inventive concept is based on the technical effects that the skilled person understands, on the basis of the Patent, to be achieved by the claimed invention. To avoid hindsight, the problem should not contain pointers to the claimed solution.

Step 2: Determine a realistic starting point in the state of the art in the relevant field of technology.
The relevant field of technology is the specific field relevant to the objective problem, as well as any field in which the same or a similar problem arises and of which the skilled person in the specific field must be expected to be aware. A starting point is realistic if its teaching would have been of interest to a skilled person who, at the priority date, wishes to solve the objective problem. This may be the case, for instance, if the prior art already discloses several features similar to those relevant to the claimed invention and/or addresses the same or a similar underlying problem. There can be more than one realistic starting point, and the claimed invention must be inventive starting from each of them and from the combination. The UPC does not use the notion of the "*most promising*" starting point of the EPO's problem-solution approach. The question is whether the starting point is realistic.

Step 3: Would the skilled person have arrived at the claimed solution?
The claimed solution is obvious if the skilled person, starting from a realistic starting point and wishing to solve the objective problem, would (and not only could) have arrived at it. The skilled person has no inventive skills and no imagination and requires a pointer or motivation that directs them to take a next step in the direction of the claimed invention. As a general rule, the claimed solution is obvious if the skilled person would take the next step, prompted by such a pointer or as a matter of routine, and arrive at the claimed invention. An improvement over the prior art is not required, and a non-obvious alternative to known solutions may also involve an inventive step (cf. Court of Appeal UPC, 19 August 2026, UPC_CoA_908/2025 (*Hartmann v. Omni-Pac),* §81-86).

134. The priority date is 29 December 2017. The party relying on an item of common general knowledge must establish it (Art. 54 UPCA).

VI.B.3.b. The Perneel-declaration (Exhibit E9)

135. Before assessing the inventive step, the Court should first consider YEALINK's request to declare the PERNEEL declaration (Annex E9) inadmissible. YEALINK makes the following arguments:

a) BARCO did not submit the declaration in a timely manner.

b) Mr PERNEEL is not independent due to his commercial involvement in the business in question so that his declaration does not meet the requirements set out in R. 181(2) RoP.

136. The Court holds that the PERNEEL declaration is admissible, but it should be given low probative value for the following reasons:

- The PERNEEL declaration was prompted by the arguments raised by YEALINK in #4, specifically the schematic representations introduced at §§ 3.33 and 3.34. BARCO argues that these depict USB endpoints in a manner that does not align with the USB 2.0 Standard. No new opinions inconsistent with the claim construction BARCO has maintained throughout the proceedings were introduced alongside the PERNEEL declaration. As such, the PERNEEL declaration is deemed admissible.
- However, Mr PERNEEL cannot be considered an independent expert in the sense of R. 181(2) RoP, as it seems that he, through his own company, not only implements core functionalities of the ClickShare product (Annex E9, §§ 2, 4 and 10) but that his work also represents a significant proportion of his professional activities (Annex E9, § 10). The Court therefore does not consider the PERNEEL declaration as an independent expert opinion, but as part of BARCO's own submissions, setting out its position on the USB standard. The probative value of the declaration is therefore low (cf. LD Paris CFI 16 April 2026, UPC_CFI_138/2025 UPC_CFI_522/2025 (*Michelin v Goodyear*) last headnote).

VI.B.3.c. Objective Problem (Step 1)

137. BARCO holds that meetings are increasingly hybrid. Participants bring their own devices and host Unified Communication and Collaboration (UC&C) meetings from them, and meeting rooms are equipped with high-quality cameras, speakerphones and microphones, which were historically connected to the participant's device by cable. In order for the meeting participants to be able to use the high-quality cameras, speakerphones, microphones etc. available in a meeting room during the UC&C meeting, hosted from their own device, there must be some sort of connection between the camera, speakerphone, microphone etc. of the meeting room and the portable device of the meeting participant. Such connection was historically mainly wired. Connecting such rich-media devices wirelessly is limited by *bandwidth* (referring to the maximum rate at which data can be transferred over a network connection within a given amount of time. In that sense it must be noted that sufficient bandwidth is crucial for activities requiring high data transfer rates, such as video conferencing) and *latency* (referring to the time delay between when data is captured or sent and when it is received at its destination. In order to be able to transmit this high-quality camera data, speakerphone data, microphone data, etc. to the portable devices over a wireless connection, it is crucial that latency is kept as low as possible). In standard USB operation, the endpoints are predefined in the device, and the host can only select one of the configurations offered. Prior approaches to the remote connection of peripheral devices were largely based on end-to-end tunnelling.

138. BARCO further states that the key challenge in any video conferencing system in a meeting room is making the right trade-offs between the following technical dimensions (i) maximizing the quality of the Video/Audio, (ii) minimizing the latency, and (iii) maintaining a low enough network bandwidth. It is the solution of these key challenges which BARCO considers to be the inventive concept.

139. YEALINK holds that the USB standard, including descriptors, enumeration and device classes, was common general knowledge, as reflected in the USB 2.0 specification. The Patent in YEALINK's general view is an adaptation of the USB-standards based on the common general knowledge and that the so-called key-challenges (and solutions) cannot be deduced from the Patent.

140. The Court holds that the Patent seeks to make functional devices in a meeting room, such as cameras, microphones and speakers, available to the processing device of a meeting participant, so that the processing device can use them as it uses peripheral devices connected to it, with little effort for the participant. The Patent achieves this by a first peripheral device, which is coupled to the processing device by a serial (e.g., USB) connection and communicates wirelessly with a base unit to which the functional devices are connected. On the first peripheral device, endpoints are configured whose descriptor fields are provided by the base unit and derived from the endpoints of the functional devices. The data flows from the functional devices via the base unit and the first peripheral device to the processing device.

141. The Court does not follow BARCO insofar as it includes in the inventive concept the trade-off between video/audio quality, latency and network bandwidth. Claim 1 requires no selection of functionalities, no adaptation to the available bandwidth and no processing in the base unit. Nor does the Court follow YEALINK's view that the Patent is a mere adaptation of the USB standard. The standard defines how a host enumerates a device and selects a configuration offered by it. It does not teach that the descriptor fields presented by one device are provided by another device, to which the functional devices are connected.

142. On the adopted claim construction, the effects of Claim 1 that the skilled person with the common general knowledge at the priority date understands from the Patent are:
- functional devices in a meeting room are made available to the processing device of a meeting participant, which communicates only with the first peripheral device coupled to it ([0091]–[0092]);
- the processing device uses them through the generic protocol of that connection, as it uses peripheral devices connected to it, by standard enumeration and with the drivers it would use for such devices ([0029], [0081], [0093], [0096], [0115]); and
- the participant needs to do little more than couple the first peripheral device to the processing device ([0036]).

143. In summary: Based on the formulations proposed by BARCO and YEALINK, the understanding of the skilled person of the Patent and the analysis above, the Court holds the objective problem to be:

> "*How to make functional devices located in a meeting room available to the processing device of a meeting participant, so that the processing device can use them as it uses peripheral devices connected to it, with little effort for the participant*".

144. For the sake of completeness: the meeting context forms part of the objective problem. Feature 1.a. limits Claim 1 and is a technical feature (§72), and the effects set out above are achieved in that context. Under the approach of the Court of Appeal UPC, the problem is derived from what the claimed invention, considered as a whole, adds to the state of the art. Including the context in which the claimed solution operates is therefore not a pointer to the solution, unlike the interaction "*over a wireless network*" in BARCO's formulation (#3 §533; #5 §175–176), which is part of the claimed solution (Features 1.b. and 1.g.). The further effects relied on by BARCO, such as sharing between several processing devices, combining endpoints, processing in the base unit and adapting the transmission to the available bandwidth, are not achieved by Claim 1 and cannot shape the objective problem. YEALINK's formulation without the meeting context (#2 §12.9; #4 §9.7) would leave out a technical feature of Claim 1.

VI.B.3.d. Assessment of Inventive Step (application of Step 2 and 3)

145. YEALINK attacks the inventive step of Claims 1, 6, 11, 12 and 13 along the following lines, each of which is assessed below:

- starting from EP '009, in combination with US '118, US '929 or WO '972 (#2 §12.10–12.20; #4 §8.89, 9.10–9.13), see (i);
- starting from US '477, alone or in combination with US '575, US '837, US '172 or US '446, or with US '118, US '929 or WO '972 (#2 §12.21–12.66; #4 §9.14–9.58), see (ii);
- starting from US '575, alone or in combination with US '477, US '994, US '118, US '929 or WO '972, or with the common general knowledge (#2 §12.68–12.96; #4 §9.60–9.72), see (iii);
- starting from US '118, US '929 or WO '972, alone, in combination with each other or with the common general knowledge, or in view of EP '009, US '477 or US '575 for the meeting context (#2 §12.97–12.117; #4 §9.74–9.93), see (iv).

146. The Court assesses each line separately. Under the approach of the Court of Appeal UPC, the claim is considered as a whole: the question is whether the skilled person would have arrived at the claimed combination of features, not whether each distinguishing feature, taken on its own, was known or obvious (§133). YEALINK's argument that the missing features do not interact and can be assessed one by one (#2 §12.101–12.104; #4 §9.77–9.78) is therefore not decisive.

(i) Inventive Step starting from EP '009 (BRANDS)

147. EP ’009 is considered a realistic starting point as it concerns the same technical field and has the same application, namely making devices in a meeting room available over a wireless network through plug-and-play connection units.

148. However, taking into consideration the adopted claim construction the differences are of such a nature that the Court cannot accept that the skilled person would (and not only could), wishing to solve the objective problem, have arrived at the claimed solution starting from EP’009. The Court reasons as follows:

- Features 1.c, 1.f and 1.g. are missing. USB endpoints of camera 35 or microphone 38 are not disclosed; no endpoints are configured on unit 49 by the base unit; and EP '009 describes no path from unit 52 through unit 49 to a participant's device.
- Related to Feature 1.a. (and following YEALINK’s mapping), the Court considers that node 36 (see figure §126 and YEALINK mapping §127) is not a processing device “*of a meeting participant*”. Node 36 is the room's display node. It receives the content of the participants' devices 31 and is not the device through which a participant takes part in the meeting. Content flows from the devices 31 to node 36 ([0095]–[0096]). Feature 1.a. is therefore not completely disclosed on this mapping.
- Camera 35 serves to record the whiteboard, so that its data *"can be recorded and stored or transmitted to other networks via router 42"* ([0092]; see [0094]). EP '009 brings the participants' content to the shared display, and YEALINK's mapping reverses that architecture (#5 §188). On YEALINK's mapping, the skilled person would have to make several interdependent changes (a USB camera, a path from unit 52 through a connection unit to the participant's device instead of to node 36, and endpoints configured on that connection unit by the base unit) for which EP '009 gives no pointer and which are not routine measures.
- YEALINK further argues that sending the data of camera 35 to one of the processing devices 31 would in any case be obvious, referring to its arguments on US '477, which has the same content in this regard (#4 §9.11; #2 §12.50–12.56). BARCO considers this an additional modification (#5 §191). On that route, Feature 1.a. would be met, but Features 1.c., 1.f. and 1.g. would still be missing, for the reasons set out for US '477 under (ii) below.
- YEALINK combines EP '009 with US '118, US '929 or WO '972 (#2 §12.10–12.20; #4 §8.89, 9.10–9.13). BARCO argues that, starting from EP '009, the skilled person would have no reason to consult USB virtualisation and remote-desktop (KVM) systems (#5 §192). The Court agrees. The relevant field is the field of electronic meeting systems and of the connection of peripheral devices to computers via USB. Remote access to servers is not a field in which the same or a similar problem arises. It makes the peripherals of one user station available to a distant machine, not the shared devices of a meeting room to a participant's device. That the skilled person (§63) has experience in (remotely) connecting peripheral devices to computer systems concerns their knowledge and skills, not the field in which they would look for a solution to the objective problem. In its preliminary opinion, the OD considered it *"more realistic to start from a document with a meeting application*

rather than starting from a document having a particular connection set-up and a particular purpose to be modified for conferences" (§26.1). For the reasons for which US '118, US '929 and WO '972 are not realistic starting points (see (iv) below), the skilled person would not consult them to complete EP '009 either. Raising the problem to the level of making peripherals available to a computer to which they are not connected would remove the meeting context from the objective problem, which would leave out a technical feature of Claim 1.

- Even if the skilled person consulted US '118 or WO '972, they would not arrive at the claimed solution. Those documents concern a user station and a remote computer, and they offer no reason to supply the camera of a meeting room to a participant's device. The changes to EP '009 set out above would still have to be made, and the motivation for them would have to come from EP '009, which gives none. The skilled person would also have to adapt the DUS and DIP of US '118 to the connection units of EP '009, in an arrangement in which the DIP is coupled to the participant's device, instead of a server, and in which several participants use the same room devices, which would add complexity without serving the purpose of EP '009 (#5 §192). Finally, US '929 cannot remedy the deficiencies, since it does not disclose Feature 1.f. (§122).

149. Contrary to the preliminary assessment of the OD, the Court is not convinced that the combination of EP '009 with US '118 (D3) renders Claim 1 obvious (Preliminary Opinion OD, §25.1; similarly for the combinations with WO '972 (D5) and US '962 (D25), §25.3). The OD considered that the embodiment of EP '009 in which camera 35 or microphone 38 acts as the functional device discloses all features of Claim 1 except Feature 1.f., and that the skilled person trying to implement a USB connection set-up would refer to US '118, whose set-up *"involves only lower communication layers and is unrelated to the application, e.g. a meeting application"* and which, *"given the universality of the USB standard"*, would be immediately applicable to camera 35 and microphone 38. The Court comes to a different conclusion than the OD's preliminary opinion for the following reasons:

- The Court is of the opinion that the differences are greater than the OD assumed. Node 36 is not the processing device of a meeting participant, and Features 1.c. and 1.g. are missing as well as Feature 1.f.
- US '118 would not be consulted, since it concerns remote access by a single user to a server and not to the formulated objective problem formulated under the holistic approach.
- Even if US '118 were consulted, its solution would not be immediately applicable to EP '009 without further modification. Its DUS and DIP would have to be adapted to the connection units of EP '009, the DIP would have to be coupled to a participant's device instead of a server, and the data flow would have to be redirected from the room to that device (see above). That the USB standard is universal shows that the skilled person could combine the documents, not that they would do so (§133).

150. In summary: the attack starting from EP '009 fails for Claims 1, 6, 11, 12 and 13. The skilled person would not consult US '118 or WO '972 for the objective problem and, even if they did, EP '009 gives no pointer to the several interdependent changes required.

(ii) Inventive Step starting from US '477 (BEEL)

151. US ’477 is considered a realistic starting point as it contains the meeting-room embodiment of EP ’009 and, in addition, a virtual audio device on the connection unit ([0309]–[0319]). Feature 1.a. is disclosed on YEALINK's mapping: laptop 31 is the device through which a participant takes part in the meeting.

152. However, taking into consideration the adopted claim construction the differences are of such a nature that the Court cannot accept that the skilled person would (and not only could), wishing to solve the objective problem, have arrived at the claimed solution starting from US ’477. The Court reasons as follows:

- The differences between the Patent and US ’477 lie in Features 1.c., 1.f. and 1.g.:
  - Feature 1.c.: The audio device to which the virtual audio device streams is "*the physical audio device in the base unit*" ([0315]), or loudspeakers "*attached to the base node 36 or part of the display 44*" ([0120]), driven through the base unit's "*audio output adapter (27)*" ([0194]). No USB endpoints of their own are disclosed for it. YEALINK itself argues that a functional device is distinct from the base unit (#4 § 3.17). Nor is a USB interface disclosed for the room's cameras and microphones, since cameras 39–41 are linked "*by a network 51, e.g. a cable network*" ([0120]).
  - Feature 1.f.: The virtual audio device is implemented on the connection unit and presents itself to the processing device as a standard USB audio-out device, for which a generic driver is available ([0312]–[0313]). At pairing, the base unit writes the connection parameters on the connection unit ([0207]). The descriptor fields are neither provided nor determined by the base unit, let alone derived from the endpoints of a functional device, as YEALINK accepts (#4 § 9.26).
  - Feature 1.g.: The audio flows from the processing device to the base unit ([0314]–[0316]), not from a functional device to the processing device.
- US '477 does not point towards USB on the room side. The base unit drives the room's equipment through dedicated adapters, a graphics display output adapter (5) and an audio output adapter (27), and uses its USB port (11) to pair the connection units ([0194], [0207]). USB is used on the participant's side because every processing device has a generic USB audio driver, so that nothing needs to be installed ([0312]). That reason does not apply to the base unit. To arrive at Claim 1, the skilled person would have to make two linked changes, namely replacing the base unit's own adapter by a separate USB device (Feature 1.c), and having the connection unit present that device's endpoints with descriptor fields provided by the base unit (Feature 1.f), instead of a preset virtual device. The first change would only make sense because of the second, and US '477 suggests neither. That the functional device could be designed as a USB device (#2 §12.107–12.110) does not explain why the skilled person would depart from the design of US '477 on the room side.

- The combinations relied on by YEALINK, with US 2016/0334837 A1 (US '837), US 2016/0014172 A1 (US '172), US 2017/0264446 A1 (US '446) or US '575 (#2 §12.57–12.66), and with US '118, US '929 or WO '972 (#4 §9.44, 9.49, 9.58), do not supply what is missing:
  - With US '575, US '837, US '172 or US '446: these documents show that making room microphones and cameras available to the participants' processing devices was desirable, which BARCO does not dispute for a microphone (#5 §231). None of them discloses Feature 1.f., and BARCO points out that they describe different architectures (#3 §624). US '172 offers room audio and video to attendees through a *"simulated peripheral"* ([0093]). In US '837, the tunnelled USB descriptors come from the offering device and end in the receiving device's operating system. However, they are not configured by a base unit on a first peripheral device ([0045], [0072]–[0073]). YEALINK's own combination leads to *"virtual USB devices (virtual USB camera, virtual USB microphone) on the connection unit 47"* (#2 §12.61) and hence further preset devices, which do not meet Feature 1.f. (§87–88).
  - With US '118, US '929 or WO '972: of the combinations relied on, this one comes closest to Feature 1.f., since US '118 discloses the native descriptors of a remote USB device being presented to a computer ([0597]). However, the objective problem is the same whatever the starting point, and for that problem the skilled person would not consult US '118 or WO '972 (see (i) above and (iv) below). Even if they did, they would not arrive at the claimed solution. US '477 already provides a working generic solution with standard drivers, and nothing in it gives a reason to replace that solution by descriptor pass-through for a microphone. The two linked changes set out above, and the reversal of the data flow (Feature 1.g.), would still be needed, with no pointer to them in US '477. Again, US '929 cannot remedy the deficiency of missing Feature 1.f., since it does not disclose this feature.

153. In summary: The attack starting from US ‘477 fails for Claims 1, 6, 11, 12 and 13. The decisive differences are Feature 1.f., on the adopted claim construction, together with Feature 1.c. Feature 1.g. is also missing. US ‘477 itself suggests transferring audio from the room to the processing devices 31 ([0120]), but not transmitting the data via endpoints exposed in the manner of Feature 1.f., so that Feature 1.g. follows the fate of Feature 1.f. The documents that arguably do disclose Feature 1.f. (US ‘118, WO ‘972) concern remote access by a single user, and the skilled person would not consult them for the objective problem, whereas the documents on meeting systems, US ‘477 included, use preset, generic devices.

(iii) Inventive Step starting from US '575 (JAIN)

154. US '575 (JAIN) describes a bridge device 120 in a meeting room that connects the room's microphone, speakers and camera to the organiser's computing device 102 through a single connection, a USB or a wireless high-speed interface ([0033]–[0034]). The computing device learns of the room devices by enumeration ([0071]–[0072]), and the bridge can be represented as a "*Large Meeting Device*" ([0073]).

155. US ’575 is considered a realistic starting point as it makes meeting-room devices available to a computer as USB devices. As such it is in the same field as the Patent, namely making functional devices in a meeting room available to the processing device of a meeting participant.

156. However, taking into consideration the adopted claim construction the differences are of such a nature that the Court cannot accept that the skilled person would (and not only could), wishing to solve the objective problem, have arrived at the claimed solution starting from US ’575. The Court reasons as follows:

- Missing is the separation into a base unit and a first peripheral device linked by a wireless network (Features 1.b, 1.d, 1.e, 1.g) and the configuration of the first peripheral device by the base unit (Feature 1.f). [0034] of US '575 gives options for the interface between the bridge and the computer, not for splitting the bridge; read with [0033] ("*a single connection*"), it points to a bridge connected to the computer wirelessly, not to a dongle.
- Even if the skilled person placed part of the bridge in a dongle, nothing in US '575 (or the secondary documents) points to a dongle presenting endpoints whose descriptor fields are provided by the base unit and derived from the endpoints of the functional devices. They point rather to a dongle with preset devices (US '477, US '994) or to a wireless USB extension, which, as an end-to-end tunnel, would not meet Feature 1.f. on the adopted claim construction. YEALINK's first two lines of argument, based on US '575 itself and on its combination with US '477, rely on a reading of Feature 1.f. that the Court does not adopt (#2 §12.83, 12.87). Its combination of US '575 with US '118, US '929 or WO '972 fails because the skilled person would not consult these documents for the objective problem (see (iv) below). Its reliance on the common general knowledge, illustrated by CLICK, TW '273, US '302, US '129 and US '962, concerns only the connection of a base unit to a processing device via a first peripheral device (#2 §12.95). YEALINK does not rely on these documents for Feature 1.f., which therefore remains missing on that line as well.

157. In summary: the attack starting from US '575 fails for Claims 1, 6, 11, 12 and 13.

(iv) Inventive Step starting from US '118 (HICKEY), US '929 (FRANTZ) or WO '972 (SCRAGG)

158. YEALINK argues that each of these documents is a realistic starting point with the same four-device structure as Claim 1, that the meeting context is *"an arbitrary choice out of many application scenarios"*, a remote-control session becoming a meeting when a second person joins, and that the wireless network and the remaining features are commonplace (#2 §12.97–12.117; #4 §9.74–9.93). BARCO argues that none of these documents is a realistic starting point: US '118 is *"a remote KVM switch for managing servers"*, US '929 concerns remote server management and WO '972 point-to-point USB tunnelling for one user, so that the skilled person would not turn to them (#3 §675–689; #5 §252–257).

159. In its preliminary opinion, the OD considered that D3 (US '118), D4 (US '929) and D5 (WO '972) are no good starting points because they do not disclose the meeting context, it being *"more realistic to start from a document with a meeting application"* (Preliminary Opinion OD, §26.1). At the oral proceedings of 17 and 18 June 2026, it nevertheless held that Claim 1 lacks an inventive step over D3 (US '118) and the common general knowledge, without recorded reasons on the meeting context (OD minutes, pp. 8–9).

160. The Court holds that US '118, US '929 and WO '972 are not realistic starting points, for the following reasons:

- US '118 does not disclose Feature 1.a. (§118). The objective problem concerns making the functional devices of a meeting room available to the processing device of a meeting participant (§143). US '118 discloses neither. To use US '118 as a starting point, the skilled person would have to take the meeting room and the participant's processing device from the objective problem, in which they would then act as a pointer to the solution. US '118 concerns a different problem, namely making the peripherals of one user station available to a remote server for its administration. In US '118, one user works at the DUS, with the monitor, keyboard, mouse and other peripherals connected to it, while the computer that runs the operating system and the applications, the target device, is typically back-racked in a server room ([0013], [0456]–[0457]). US '118 thus extends one user's desk to a distant computer. On YEALINK's mapping, the processing device *"of a meeting participant"* would be the target device, through which nobody takes part in a meeting and to which nothing of a meeting room is made available. The shared connection of [0367]–[0368], on which YEALINK relied at the oral hearing, does not change this. Several users then watch the output of one server, and the elements of Claim 1 can no longer be assigned consistently (§118). Its teaching would therefore not have been of interest to the skilled person wishing to solve the objective problem.
- The meeting context is part of the objective problem (§144). YEALINK's argument that it is an arbitrary application without technical relevance (#2 §12.102–12.105; #4 §9.79–9.82) is therefore not persuasive, and YEALINK pinpoints no passage of US '118 that would lead the skilled person to the meeting context of Feature 1.a.
- The same applies to WO '972, which concerns point-to-point USB access by a single user and which the OD found does not disclose the meeting context (OD minutes, p. 6), and to US '929, which concerns remote server management and does not disclose Features 1.c. and 1.f. either (§122).
- Nor can the meeting context be supplied by EP '009, US '477 or US '575, as YEALINK argues (#2 §12.103; #4 §9.79–9.82). Since US '118, US '929 and WO '972 would not have been of interest to the skilled person wishing to solve the objective problem, the question of how their methods could be applied in a meeting room does not arise. A skilled person wishing to solve that problem would start from the documents on meeting systems themselves, and the attacks starting from those documents fail for the reasons set out under (i) to (iii). The same applies to YEALINK's argument that any aspect of Feature 1.f. missing from one of US '118, US '929 and WO '972 would be obvious from the others (#2 §12.110–12.111).

- Insofar as the OD treated US '118 as a realistic starting point, the Court does not follow it. Feature 1.a. also defines the relation between the functional devices of the meeting room and the processing device through which a participant takes part in the meeting. On the OD's reading, the question to which device the functions of the room are delivered is not asked, so that a remote-access system such as that of US '118 could be treated as a meeting system merely because it may be used in a room suitable for meetings. Under the approach of the Court of Appeal UPC, the question is whether the starting point is realistic, not whether it is the most promising (§133).

161. In summary: US '118, US '929 and WO '972 are not realistic starting points for the objective problem, and the attacks starting from them, alone or in any of the combinations relied on by YEALINK, fail for Claims 1, 6, 11, 12 and 13. Claims 12 and 13 fall with Claim 1, since the system adapted to carry out the method and the instructions for carrying it out are defined by the method as claimed, including the arrangement of Feature 1.a. (§98, §102, §104). A system designed to make the peripherals of one user station available to a remote server is not adapted to that method, even if it could be rearranged to perform it.

VI.B.4. *Other Grounds: Insufficiency of Disclosure*

162. Pursuant to Art. 138(1)(b) EPC, a European patent may be revoked if the European patent does not disclose the invention in a manner sufficiently clear and complete for it to be carried out by a person skilled in the art.

163. Sufficiency has to be examined on the basis of the patent as a whole, thus on the basis of the claims, description and drawings, from the perspective of the skilled person with his common general knowledge at the filing or priority date. The test to be applied is whether the skilled person is able to reproduce the claimed subject matter on the basis of the patent without any inventive effort and without undue burden. An invention is sufficiently disclosed if the patent specification shows the skilled person at least one way – and in case of functional features: one technical concept – of performing the claimed invention. Where a claim contains one or more functional features, it is not required that the disclosure includes specific instructions as to how each and every conceivable embodiment within the functional definition(s) should be obtained. A fair protection requires that variants of specifically disclosed embodiments that are equally suitable to achieve the same effect, which could not have been envisaged without the invention, should also be protected by the claim. Consequently, any non-availability of some embodiments of a functionally defined claim is immaterial to sufficiency, as long as the skilled person through the disclosure is able to obtain suitable embodiments within the scope of the claim. A reasonable amount of trial and error does not prevent the invention from being enabled. The burden of presentation and proof lies with the party invoking invalidity of the patent. (Court of Appeal UPC, 25 November 2025, UPC_CoA_528/2024 (*Amgen v. Sanofi*) headnotes no. 5 - 9.)

164. YEALINK's arguments regarding insufficiency have four strands (in essence):

- configuring endpoints with descriptor fields, if it differs from the USB standard, is not described; YEALINK relies on the OD's preliminary opinion (para. 14.1) and on Figs. 15 and 16 (#2 § 14.2–14.4; #4 §11.1–11.3);
- the five alternatives of [0095], including tunnelling, set against BARCO's statements on the available bandwidth (#2 §14.5–14.7; #4 §11.4);
- the selection of "*certain functionalities*" and the alleged "*bandwidth problem*" (#2 § 14.8–14.12; #4 §11.5);
- conditionally, if connecting a data source in the same way as a data sink were considered inventive, the Patent would not explain how this is done (#4 §11.6).

165. BARCO responds to these allegations as follows (in essence):

- the configuration does not depart from the USB standard in how endpoints are defined or used; what matters is where, when and by whom it is created, and the skilled person can carry it out by standard USB practice (#3 §731–733; #5, §281);
- BARCO never said that tunnelling cannot be carried out; which alternative of [0095] suits a given bandwidth is a matter of design (#3, §735–739; #5 §282–284);
- the arguments on bandwidth and on the selection of functionalities are an attack on inventive step presented as one on sufficiency; the Claim requires no particular bandwidth solution, and [0115], [0116] and [0140] give the guidance needed (#3 § 740–743; #5 §284–286).

166. The Court dismisses the sufficiency attack based on the following reasoning:

- The objection is conditional. It applies only if Feature 1.f. requires a configuration that departs from the USB standard, an analysis or a "*tailored*" configuration by the base unit, or a solution to a bandwidth problem. On the adopted claim construction, it requires none of these: the descriptor fields of the endpoints on the first peripheral device are provided by the base unit and derived from the endpoints of the functional device, as a copy or in adapted form. Standard descriptors and standard enumeration suffice, which the skilled person knows how to use, and the Patent describes where the configuration information can be held and by whom the decision is taken ([0114]–[0116], [0140]).
- Tunnelling: on the adopted claim construction, the data may be tunnelled between the base unit and the endpoints configured on the first peripheral device. BARCO does not say that this cannot be done. Which of the alternatives of [0095] suits a given bandwidth is a matter of design, not of sufficiency.
- Bandwidth, selection of functionalities and direction of the data flow: Claim 1 requires neither a solution to a bandwidth problem nor a selection of functionalities, and an endpoint may be "*a data source or a data sink*" (Feature 1.c). The Patent describes cameras and microphones made available through the first peripheral device in the same way as speakers ([0119], [0127]–[0128]), and each USB endpoint "*supports data flow in one direction: either input (from device to host) or output (from host to device)*" (USB 2.0 Specification (27 April 2000), p. 33). Whether the claimed method achieves the effects BARCO relies on is a question for inventive step, not for sufficiency.

VI.C. *Patentability of the Auxiliary Requests*

167. As the counterclaim for revocation is unsuccessful, there is no need to consider the Claimant's auxiliary requests

VI.D. *Infringement*

VI.D.1. *Infringement of the main Claims*

168. BARCO asserts Claims 1, 6, 11, 12 and 13 against the "*Yealink Set Ups*" and seeks relief for direct and indirect infringement. At the oral hearing, BARCO limited its request for direct infringement to Claims 12 and 13 and its request for indirect infringement to Claims 1, 6 and 11.

169. All presented Set-Ups by YEALINK use the WPP30 as first peripheral device, plugged into the participant's laptop. In the set-up with internal base unit, the functional devices and the base unit are those of a MeetingBar A10, A20, A30 or A40 or of a MeetingBoard 65. In the set-up with external base unit, a stand-alone video and audio device such as the Logitech MeetUp or the Yealink S40 is connected to the RoomCast, or the S40 is used with the MCore Pro and the MTouch E2 of the MVC series.

170. The evidence (with reference to the respective exhibits) presented by the parties is the following:

- BARCO Annexes B1–B50 (among others the lab report, B3; experiments, B7–B10 and B27–B29; Wireshark extracts, B1, B15–B16, B32, B40; USB Device Tree Viewer extracts, B17–B19, B33–B35, B41; XML reports, B20–B22, B36–B38, B42–B50; data sheets, B11–B14, B23, B30–B31).
- YEALINK: Picture of an opened Yealink MeetingBar (HL23), RoomCast test report (HL42), MVC test report (HL43).

(*Court's note 1: BARCO's tests and YEALINK's RoomCast test report used the same firmware versions of the WPP30 (270.353.0.20) and of the RoomCast (144.313.0.1))*
(*Court's note 2: the Exhibit reference is used hereafter*).

171. As mentioned in §36, YEALINK answers per product group: the RoomCast set-up, the set-up with the MVC series and the MeetingBar and MeetingBoard set-ups.

VI.D.1.a. Set-up with External Base Unit (RoomCast)

172. In this set-up (§49), a stand-alone video and audio device, the Logitech MeetUp of a third party or the Yealink S40, is connected by USB to the RoomCast. The WPP30 is paired with the RoomCast by plugging it into it, then unplugged and plugged into the laptop, where the room camera and audio become available as a "*Yealink Room Camera*" and a "*Yealink Room Audio*" device (Annex B3, Methodology, step 2; Annexes B27, B28).



BARCO's diagram of the set-up with external base unit (#1 Figure 17)

173. YEALINK does not submit technical arguments against Features 1.a, 1.b, 1.d and 1.e in this set-up. YEALINK's objection is that it supplies neither the laptop nor the MeetUp and does not carry out the method, which concerns direct or indirect infringement. On the adopted claim construction of Feature 1.c., YEALINK accepts that the MeetUp and the S40 have USB endpoints and also accepts that the camera images reach the laptop through the RoomCast and the WPP30, between which they are transmitted "*in a video format*". BARCO's measurements show traffic between the RoomCast and the WPP30, and on the endpoint of the WPP30, when the camera is in use, and the image reaching a laptop in airplane mode. The data path of Feature 1.g. is therefore not in dispute.

174. The dispute between the parties is related to whether Feature 1.f. has been met and more specifically whether the data reaches the laptop "*via the one or more exposed fixed or configurable endpoints*". Specifically relating to the products, the parties dispute whether the RoomCast exposes the endpoints of the camera on the WPP30 by configuring endpoints with descriptor fields there, or whether the WPP30 presents descriptors preset in its own firmware.

175. BARCO holds that the base unit configures the endpoints on the WPP30. The "*Yealink Room Camera*" exists only while a functional device is connected to the RoomCast, so its endpoints cannot be preset; the resolutions offered change with the set-up; the WPP30 presents a "new version" of the functional device with a selection of its functionalities, which the laptop cannot control directly; and the template determined at pairing "*based on the base unit's* (RoomCast's) *capabilities*" reflects the functional devices connected to the base unit. Tunnelling the camera data without configuring endpoints would not allow high-quality wireless videoconferencing. YEALINK argues that the RoomCast sends no descriptor of the

functional device to the WPP30 and exchanges video and audio with it in an internal application-level protocol. The WPP30 presents descriptors preset in its firmware and selects one of two resolution templates at pairing according to the base unit, whatever camera is connected. Whether the "*Yealink Room Camera*" is always enumerated depends on the firmware version of the WPP30. Resolutions are not set in endpoint descriptors. The USB Device Tree Viewer cannot show what the base unit sends to the WPP30, and BARCO's own arguments on US '118 exclude infringement.

176. Upon examination of the evidence the Court holds that:

- Connected to the laptop, the WPP30 reports itself as "*Yealink Room*". With a camera connected to the RoomCast, it presents a "*Yealink Room Camera - USB Video Device*" and a "*Yealink Room Audio*" device. With nothing connected to the RoomCast, it presents neither.

(a)

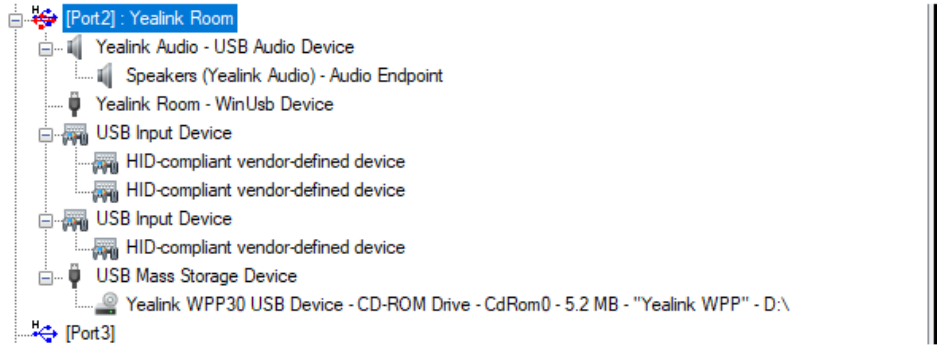

(b)

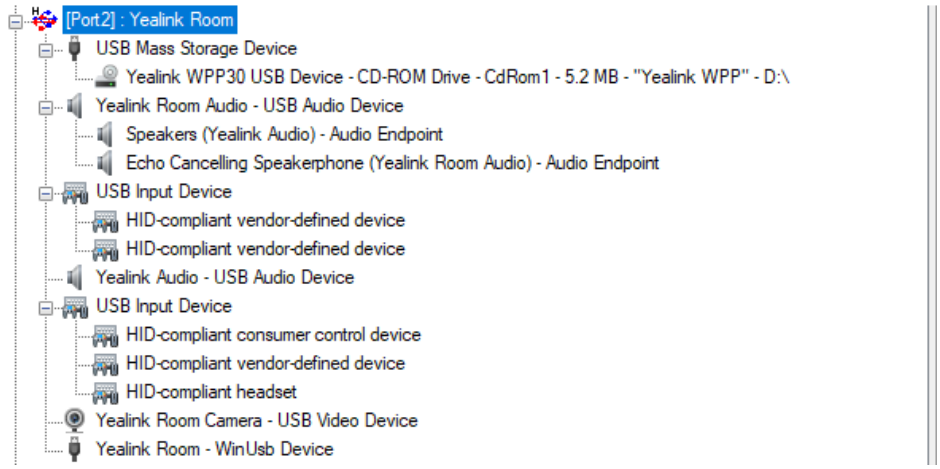

USB Device Tree Viewer with the WPP30 connected to the laptop, with nothing connected to the RoomCast (a) and with the MeetUp connected (b) (extracts from #1, Figures 62 and 63; Annex B41); panel labels added

- The interface association and endpoint descriptors presented by the WPP30 are the same with the MeetUp or the S40 on the RoomCast, with the MeetingBar A20 and with the S40 in the MVC series (#1 §6.13, comparing Annexes B33–B35 and #1 Figure 27). BARCO accepts that the descriptor structure may "*appear similar*" (#3 §158, 160).
- The "*Yealink Room Camera*" offers 1280×720 and 640×360 with the MeetUp or the S40 on the RoomCast (Annex B3), as it does with the UVC30 (HL42, Test 2). Connected directly to a laptop, the MeetUp offers a long list of resolutions (19 according to Annex B3, see the figure below), the S40 nine and the UVC30 five (Annex B3; HL42). With the same S40 in the set-up with the MVC series, the WPP30 offers four resolutions (Annex B3).

(a)

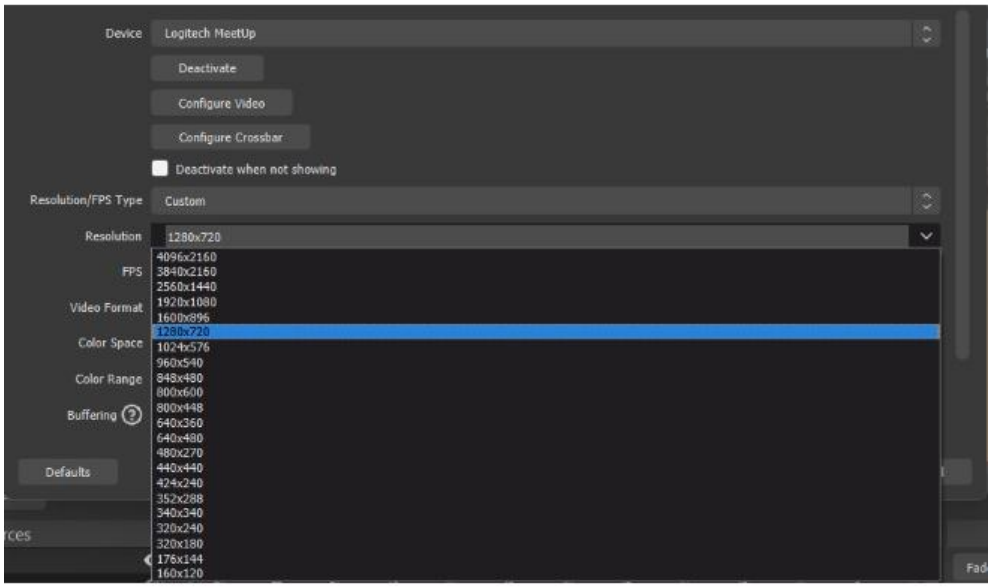

(b)

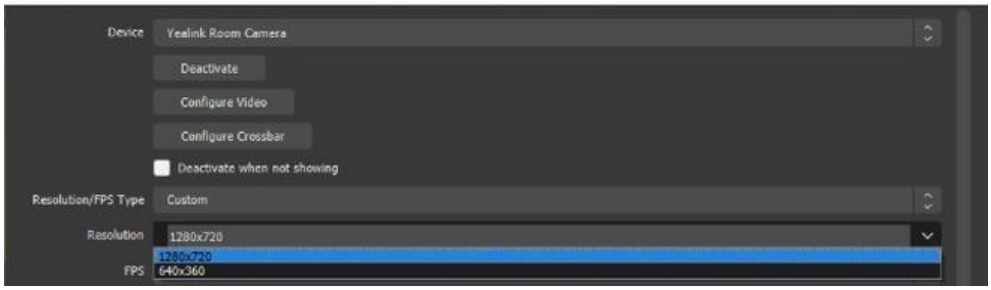

The Logitech MeetUp connected directly to the laptop (a) and, through the RoomCast and the WPP30, as "Yealink Room Camera" (b) (extracts from #1, Figures 59 and 60; Annex B3); panel labels added

- Connected directly to a laptop, the S40 presents its audio as "*Yealink SmartVision 40 Audio*". Through the RoomCast, the WPP30 presents it as "*Yealink Room Audio*" (Annex B3).

- When the camera was disconnected from the RoomCast while the WPP30 remained connected to the laptop, the camera and audio devices disappeared, and they reappeared when it was reconnected, without re-pairing (Annex B3, with Annexes B45–B50; #1 § 272–274). In YEALINK's test with the S40, the two resolutions remained listed after disconnection and only the image turned black (HL42, Test 1). Fig. 5 of HL42 shows the camera application reporting the error code <NoCamerasAreAttached>.

(a)

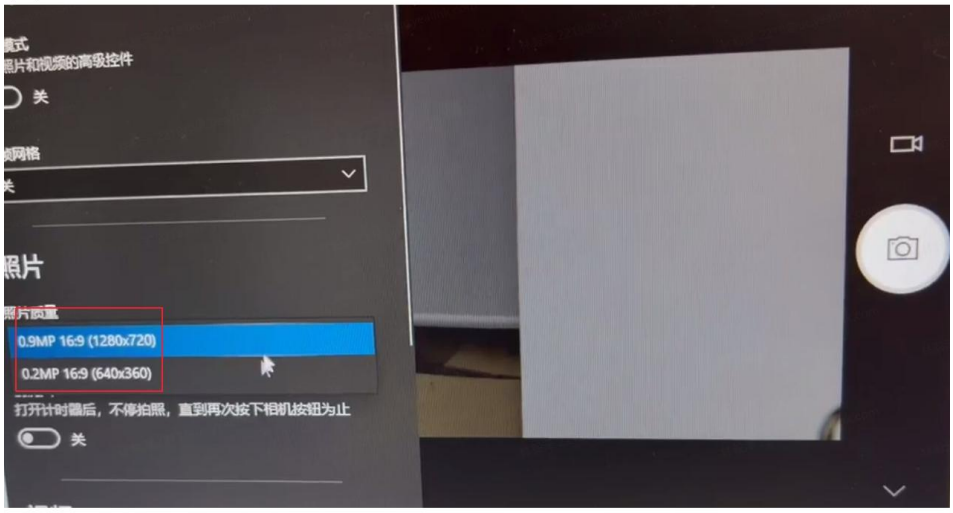

(b)

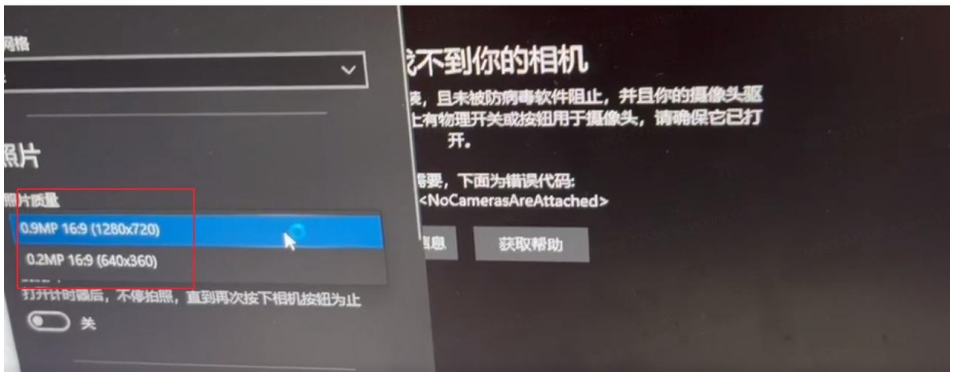

Yealink's test, S40 connected to the RoomCast (a) and disconnected (b) (HL42, Figs. 4 and 5); panel labels added

- According to YEALINK, the firmware of the WPP30 holds two fixed resolution templates, of two and of four resolutions, and "*the predefined resolution template is determined during pairing based on the base unit's* (RoomCast's) *capabilities and remains fixed afterwards*". The base unit's capabilities are preset and do not reflect the functional devices connected to it (HL42, section 6; HL43, section 6; #4 §4.32–4.34; #6 § 3.44–3.45). In #2, YEALINK had attributed the number of resolutions to the firmware version of the WPP30 (#2 §6.22).
- Other statements of YEALINK tie the behaviour of the WPP30 to the state of the RoomCast. If a USB camera is attached to the RoomCast, the WPP30 "*will enter into a*

mode in which the preset endpoint of the WPP30 can be enumerated" (#2 §6.22). The RoomCast "considers itself BYOD-capable" *once a camera has been connected* (HL42, section 5, Test 1). Connecting or disconnecting a camera "*only triggers the WPP30 firmware, via application-layer protocol, to adjust whether data content is sent*" (HL42, section 6; similarly HL43, section 6). BARCO mentions the first statement but considers a preset endpoint irrelevant (#3 §174–175), and it relies on YEALINK's reports only for the passage on the template (#5 §320–322).

- With the MeetingBar A40, the WPP30 presented the "*Yealink Room Camera*" and the "*Yealink Room Audio*", with four resolutions, under the A40 firmware 289.320.0.16, and presents neither under the current firmware 289.320.0.31 (Annex B3; see also §187). Annex B3 does not state which firmware of the WPP30 was used in the earlier test. Neither party draws a conclusion from this.
- The record contains no evidence of what the RoomCast and the WPP30 communicate. The USB Device Tree Viewer shows what the WPP30 presents to the laptop (#2 §6.19; #4 § 4.24), and BARCO's measurement of the wireless traffic is indirect, in that it shows when data is transmitted, not what is transmitted (#1, § 236; Annex B32). YEALINK's test reports describe the communication only by its effect (HL42, section 6; HL43, section 6), and YEALINK's statement that the RoomCast exchanges video and audio with the WPP30 in an internal application-level protocol and transmits no descriptor (#2 §6.16, 6.18) is not supported by any document describing that protocol. BARCO objects that it is unsubstantiated (#3 §173). Nothing in the record therefore shows what the RoomCast actually sends to the WPP30, at pairing or when a camera is connected or disconnected. The written pleadings contain no request for an order to produce evidence (Art. 59 UPCA; R. 190 RoP). YEALINK offers evidence in general terms (#2 §17.1; #4 §15.1). The Court holds the evidence insufficient to find that the RoomCast provides descriptor fields of the camera to the WPP30.

177. Based on the above, the Court holds that it has not been substantiated that Feature 1.f. is met by the attacked products (Set-Up) for the following reasons:

- What the WPP30 presents is established, but how it comes to present it is not. The descriptors and resolutions presented do not vary with the camera connected to the RoomCast (MeetUp, S40, UVC30), but they do vary with the base unit: two resolutions with the RoomCast, the MeetingBar A10 and A20 and the MeetingBoard 65, four with the MVC series. Nothing in the record shows descriptor information of the camera reaching the WPP30, and BARCO, which bears the burden of proof, has not analysed the communication between the RoomCast and the WPP30 (Art. 54 UPCA).
- The descriptor fields on the WPP30 must be provided by the base unit and derived from the USB endpoints of the functional device, as a copy or in adapted form. They do not appear to be derived from the camera, since the WPP30 presents the same resolutions for cameras that support nineteen, nine and five resolutions, different resolutions for the same camera with different base units, and its own names instead of those of the camera. The appearance and disappearance of the interfaces with the camera, if established,

would be the activation of preset interfaces, not a configuration with descriptor fields derived from the camera. The same applies to YEALINK's statements on the "*mode*" of the WPP30 and on the RoomCast becoming "*BYOD-capable*" (#2 §6.22; HL42-Test 1). On the adopted claim construction, Feature 1.f. is not met.

- BARCO's standard for validity points the same way as far as the content of the descriptors is concerned: descriptors "*invariable regardless of which functional devices are connected to the base unit*" are not configured by the base unit (#5 § 25; adopted claim construction of Feature 1.f). For infringement, BARCO relies instead on whether a camera is connected at all and on which base unit is used. Since one construction applies to validity and infringement, these circumstances can at most show that preset interfaces are activated, or that a preset template is selected, which does not meet Feature 1.f. (§88).
- Whether the RoomCast determines which of the preset templates is presented, and what it sends to the WPP30 at pairing or when a camera is connected or disconnected, therefore need not be decided. The same applies to whether the frame type descriptors that set the resolutions (#4 §6.19) are *"descriptor fields"* in the sense of Feature 1.f.

178. In summary: In the RoomCast set-up, Features 1.a to 1.e are met on the above claim construction, and the data path of Feature 1.g. is not in dispute. Infringement of Claim 1 turns on Feature 1.f. Feature 1.f. is not met, and the RoomCast set-up does not infringe Claim 1.

VI.D.1.b. Set-up with the MVC Series (S40)

179. In this set-up (§49), the S40 is used with the MCore Pro and the MTouch E2 of YEALINK's MVC series. The WPP30 is inserted into the MTouch E2 for pairing and then plugged into the laptop; BYOD mode is enabled by long pressing the WPP30 button or in the WPP30 application (Annex B3; HL43, section 4). BARCO's diagram designates "*Yealink MTouch & Yealink MCore Pro*" as the base unit (see the figure below). BARCO's evidence for this set-up is Annexes B25, B29, B31, B35 and B38 (#3 §141, 153); the S40 connected to the RoomCast is dealt with in §172-178.



BARCO's diagram of the S40 with the MVC series (#1 Figure 19)

180. YEALINK's illustration shows the S40 connected to the MCore Pro by USB and the MTouch by a network (CAT) cable, a Wi-Fi link for video and audio between the S40 and the WPP30, and a Wi-Fi link for content between the WPP30 and the MTouch (#4 §5.6; see the figure below).

In YEALINK's test, the S40 image still reached the laptop after the MCore Pro had been put into airplane mode, "*disabling all network interfaces (Wi-Fi, Bluetooth)*" (HL43, sections 4–6, Test 1).

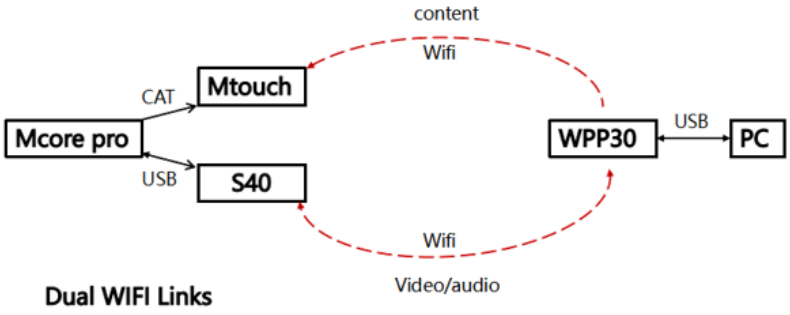

Yealink's illustration of the set-up with the MVC series (#4 §5.6)

181. The parties dispute whether the video and audio data of the S40 is transmitted to a base unit and from there over the wireless network to the WPP30 (Feature 1.g.).

182. BARCO argues that the conclusions for the RoomCast apply to the S40 with the MVC series, for which BARCO's annexes provide the evidence. YEALINK's illustration is an image without source attribution and does not substantiate its defence. The four resolutions offered in this set-up show that the base unit configures the endpoints (#1 §163, 266; #3 §141, 152–154, 162).

183. The Court holds that infringement of this Set-Up has not been sufficiently proven for the following reasons:

- In general, the Court notes that this Set-Up has not been sufficiently pleaded (R. 13.1(l)–(m) RoP). Technically, #1 deals with it only through BARCO's diagram (§179), the comparison of resolutions (#1 §266) and annexes cited in footnotes. The feature analysis and the measurements of the data path concern the MeetingBar A20 and the RoomCast (Annexes B15, B16, B32, B40).
- Feature 1.g. requires that the data is transmitted from the functional device to the base unit and from the base unit over the wireless network to the first peripheral device. BARCO designates the MTouch and the MCore Pro as the base unit but has not shown that the data of the S40 passes through either of them. YEALINK's illustration and HL43 indicate a direct Wi-Fi link between the S40 and the WPP30, which kept working with the network interfaces of the MCore Pro disabled. BARCO has not answered HL43 on this point. In #5, BARCO relies on YEALINK's test reports only for the resolution template (#5 §320–322).
    - HL43 is not free of doubt. It describes the WPP30 as paired with the MCore Pro (section 4) and with the S40 (sections 2 and 5), and it does not show how the S40 and the MTouch E2 are connected to the MCore Pro, which only YEALINK's illustration does. These uncertainties, however, do not shift the burden of proof, which is on BARCO (Art. 54 UPCA).

- If the S40 itself established the wireless link to the WPP30, it would combine the camera with the transmitting function of a base unit. BARCO has not argued that the S40 is the base unit. That theory would raise the questions discussed for the set-ups with internal base unit, but it is not before the Court (Art. 76 UPCA).
- On Feature 1.f., the analysis set out in §176-177 applies, with the template of four resolutions. YEALINK's statement that the WPP30 enumerates the "*Yealink Room Camera*" whether or not the S40 is connected (#4 §5.9; HL43-Test 2) is not contested by BARCO, which made no disconnection test in this set-up.

184. In summary the Court holds that Feature 1.g. is not established for the set-up with the MVC series, irrespective of Feature 1.f. Infringement of Claim 1 by this set-up is therefore not shown.

VI.D.1.c. Set-up with the Internal Base Unit (MeetingBar and MeetingBoard)

185. In this set-up (§49), the MeetingBar A20 houses the camera, the speakerphone and the microphone together with the base unit and its dual-band Wi-Fi (#1 §160, 176, 185; Annex B11; see the figure below). The WPP30 is paired by plugging it into the MeetingBar then unplugged and then plugged into the laptop, which presents the "*Yealink Room Camera*" and the "*Yealink Room Audio*" (#1 §172 (fn. 14), 192–193; Annexes B3, B17). The camera of the MeetingBar has a MIPI sensor and interface, not a USB interface (#2 §8.16; HL23; see the figure below). BARCO does not dispute this (#3 § 220). According to YEALINK, the same applies to the MeetingBoard 65 (#2, § 8.16).

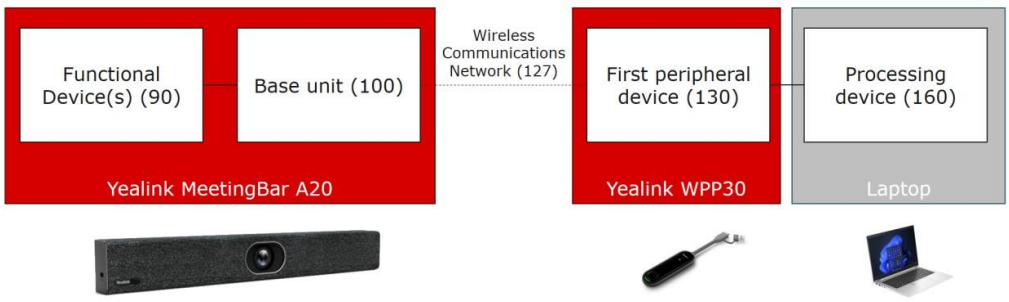

BARCO's diagram of the set-up with internal base unit (#1 Figure 13)



Opened MeetingBar with the camera, its sensor and its interface (HL23, as reproduced in #2, § 8.16)

186. The following evidence is presented per product:

- MeetingBar A20, BARCO's example (Annexes B7, B11, B17, B20); A10 (B8, B12, B18, B21); A40 (B9, B13);
- MeetingBoard 65 (B10, B14, B19, B22) (#1 § 161).

The A30 is named (#1 §28, 169), but no evidence is cited for it, and Annex B3 does not test it.

187. With the A10, the A20 and the MeetingBoard 65, the WPP30 offers the same two resolutions as with the RoomCast (Annex B3). With the current A40 firmware (289.320.0.31), neither the "*Yealink Room Camera*" nor the "*Yealink Room Audio*" is visible to the laptop. Four resolutions were reported with the earlier firmware 289.320.0.16, which is no longer available (Annex B3), and Annex B9 shows four resolutions without indicating the firmware version. According to YEALINK, the A40 does not support the functionality at issue (#2 §9.4(c)). On the MeetingBoard 65, the user has to tap "*OK*" to enter BYOD mode after plugging the WPP30 into the laptop (Annex B3).

188. With regard to Feature 1.b. (Integrated functional devices "*connected to a base unit*"), the parties dispute whether a camera integrated in the housing of the MeetingBar or the MeetingBoard 65 is "*connected to a base unit*".

189. On the claim construction adopted above, Feature 1.b. requires an *operational* connection between the functional device and the base unit. Integration in a common housing is not excluded, provided an internal interface connects the functional component to the processing engine of the base unit. The camera of the MeetingBar is a distinct component with its own interface (see the figure in §185), and BARCO's evidence of the internal connections (#1 §176–177; Annexes B11, B15) is not contested as such. Feature 1.b. is therefore met. YEALINK's

objection to a "*box-within-a-box*" construction concerns where the base unit is located, not whether the camera is connected to it.

190. With regard to Feature 1.c. (USB endpoints of the integrated functional devices) the parties dispute whether the integrated camera, which has a MIPI interface, has "*USB endpoints*".

191. On the claim construction adopted above the functional devices must have USB endpoints of their own. The camera of the MeetingBar has a MIPI interface, which BARCO does not dispute. The endpoints BARCO relies on are those the WPP30 presents to the laptop (Annexes B17–B19), which are the same as in the RoomCast set-up (#3 §6.13, §8.18) and, on that construction, are not endpoints of the functional device. BARCO has neither shown nor argued that any other integrated functional device, such as the speakerphone or the microphones, has USB endpoints. Feature 1.c. is therefore not met, irrespective of Feature 1.f.

192. In summary: On the claim construction adopted above, the set-ups with the MeetingBar and the MeetingBoard 65 do not meet Feature 1.c, and they do not infringe Claim 1. Moreover, the WPP30 presents the same descriptors and resolutions as in the RoomCast set-up so that Feature 1.f is not met either. Features 1.a, 1.b, 1.d and 1.e are met, and the data path of Feature 1.g. is not in dispute. There is no evidence for the A30, and with its current firmware the A40 presents no camera or audio device (Annex B3).

VI.D.1.d. Dependent Claims 6, 11, 12 and 13

193. The parties' positions on claims 6, 11, 12 and 13 follow those on Claim 1, with the following additions:

- BARCO: The WPP30 presents the "*Yealink Room Camera*" and the "*Yealink Room Audio*" as USB devices of the corresponding device classes (Claim 6) and communicates with the laptop by USB (Claim 11). YEALINK's supply of the set-ups or their components realises the system of Claim 12. The firmware of the WPP30 and of the base units contains instructions for carrying out the method (Claim 13) (#1 § 212–224, 286–299; #3, § 188–207, 231–245).
- YEALINK: The claims fall with Claim 1. BARCO has not explained "*presenting*" in Claim 6 or substantiated which software carries out which step. YEALINK supplies neither the laptop nor, in the RoomCast set-up, the functional device, and its products have uses that do not infringe (#2, § 6.33–6.39, 8.31–8.37; #4 , § 4.38–4.52, 6.22–6.31).

194. The Court holds as follows:

- Claims 6 and 11 depend on Claim 1 and are not infringed for the same reasons.
- Claim 12 requires a system whose devices, at least the base unit and the first peripheral device, are configured to carry out the steps of Claim 1 (§98, §104), and Claim 13 requires instructions for carrying out those steps (§101, §104). None of the set-ups carries out the step of Feature 1.f. (§177, §83, §192). In addition, the set-ups with the MeetingBar and the MeetingBoard 65 do not meet Feature 1.c. (§185-192), and Feature 1.g. is not

established for the set-up with the MVC series (§179-184). The systems relied on by BARCO are therefore not adapted to carry out the method of Claim 1, and the firmware relied on does not contain instructions for carrying it out.

- Whether the firmware of separate devices forms one computer program product, and which acts of YEALINK would constitute direct or indirect infringement, therefore need not be decided.

195. In summary: Claims 6, 11, 12 and 13 are not infringed by any of the set-ups.

VI.E. *Conclusion*

196. Based on the above assessment the Patent as granted is held to be valid (§105-166) but not infringed (§168-195), which leads to a dismissal of the requests in the respective actions.

VI.F. *Costs of the Proceedings*

197. As mentioned in §15, the parties reached an agreement on the recoverable costs. The terms of this agreement are the following:

a) *The applicable ceiling for recoverable costs for the first-instance proceedings as a whole, comprising the infringement action (UPC_CFI_806/2025) and the revocation counterclaim (UPC_CFI_185/2026), shall be €400,000.*

b) *The parties acknowledge that each party has incurred recoverable costs exceeding this ceiling. The parties further acknowledge that each party has incurred recoverable costs exceeding €200,000 in each of the infringement action and the revocation counterclaim.*

c) *For the purposes of any decision on recoverable costs, the €400,000 ceiling shall be allocated equally between the infringement action and the revocation counterclaim, such that €200,000 shall be attributable to the infringement action and €200,000 shall be attributable to the revocation counterclaim.*

d) *The determination of which party is successful, and the extent to which each party is successful, in the infringement action and the revocation counterclaim shall be left to the Court.*

e) *The parties jointly request the Court to determine the appropriate amount of recoverable costs to be awarded to each party, taking into account the agreement set out above.*

198. In view of the outcome of the proceedings and the agreement reached (specifically under (c)), as each party is deemed unsuccessful in its respective action, the Court allocates each party's costs to that party and orders each party to cover its own costs, including court fees (each party bearing the Court fees it has paid for its unsuccessful action).

VII. DECISION

The Court

1. Dismisses the requests (related to infringement) introduced by BARCO NV (UPC_CFI_806/2025) and holds the Patent (Claims 1, 6, 11, 12 and 13) not infringed.
2. Dismisses the requests (counterclaim for revocation) introduced by YEALINK (XIAMEN) NETWORK TECHNOLOGY Co. Ltd. and YEALINK (EUROPE) NETWORK TECHNOLOGY BV (UPC_CFI_185/2026) and holds Claims 1, 6, 11, 12, and 13 of the Patent valid as granted.
3. Allocates each party's costs to that party and, as such, orders each party to cover its own costs including the Court's fees regarding the actions UPC_CFI_806/2025 and UPC_CFI_185/2026.

Decision issued on 27 November 2026 by the Local Division Brussels of the UPC:

Samuel **GRANATA** President and Judge-Rapporteur Legally Qualified Judge	Samuel Granata (Signature) Digitally signed by Samuel Granata (Signature) Date: 2026.11.27 08:18:01 +01'00'
Mélanie **BESSAUD** Legally Qualified Judge	MÉLANIE, JEANNE, LISON BESSAUD Digitally signed by MÉLANIE, JEANNE, LISON BESSAUD Date: 2026.11.27 07:59:57 +01'00'
Petri **RINKINEN** Legally Qualified Judge	Digitally signed Rinkinen Petri Olavi 2026-11-26 16:29:15 +0100 Unified Patent Court Einheitliches Patentgericht Juridiction unifiée du brevet
Steven Richard **KITCHEN** Technically Qualified Judge	STEVEN RICHARD KITCHEN Digitally signed by STEVEN RICHARD KITCHEN Date: 2026.11.26 21:23:38 +01'00'
Déborah **PLETINCKX** Clerk	PLETINCKX Deborah Signature numérique de PLETINCKX Deborah Date : 2026.11.27 09:37:00 +01'00'

Information about appeal

An appeal against the present decision may be lodged at the Court of Appeal UPC, by any party which has been unsuccessful, in whole or in part, in its submissions, within two months of the date of its notification (Art. 73(1) UPCA, R. 220.1(a), 224.1(a) RoP).